




## SERIES-VARIOUS Hand shower FlowReduce - Dark Chrome

28 027 979 Product version from 4/1/2024



- spray head Ø 130 mm
- COMPACT RAIN, max. flow rate 6.8 l/min (at 3 bar)
- with anti-scale system
- 1/2" connection
- This product can help a building meet the requirements of Green Building Rating Systems, e.g. LEED®, BREEAM®, DGNB

Intrinsic protection against back flow.

	Dark Chrome	28 027 979-19 0010
	Chrome	28 027 979-00 0010
	Brushed Platinum	28 027 979-06 0010
	Platinum	28 027 979-08 0010
	Light Gold	28 027 979-26 0010
	Brushed Durabrass (23kt Gold)	28 027 979-28 0010
	Matte Black	28 027 979-33 0010
	Brushed Champagne (22kt Gold)	28 027 979-46 0010
	Champagne (22kt Gold)	28 027 979-47 0010
	Brushed Chrome	28 027 979-93 0010
	Brushed Dark Platinum	28 027 979-99 0010



SERIES-VARIOUS Hand shower FlowReduce - Dark Chrome

28 027 979 Product version from 4/1/2024

mm [inches]



Flow rate chart



Codes & Standards

DIN 4109

ISO 3822

Scottish Water  
Byelaws

UK Water Supply  
Regulations

Ü-Zeichen



## SERIES-VARIOUS Hand shower FlowReduce - Dark Chrome

---

28 027 979 Product version from 4/1/2024

### Certificates

---

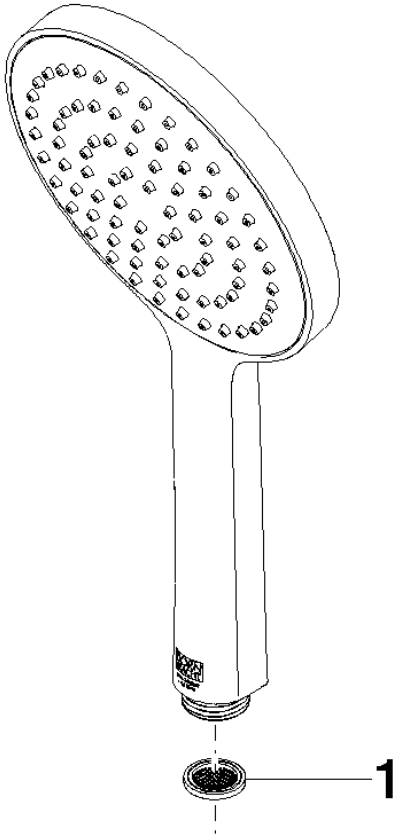
LGA\_38

WRAS\_250102

SERIES-VARIOUS Hand shower FlowReduce - Dark Chrome

28 027 979    Product version from 4/1/2024

Parts for other  
finishes can be found  
here: [Chrome](#)



Spare parts list

No.	Item Number	Name	Quantity used	Delivery time
1	09 23 01 039 90	sieve	1	2