








SERIES-VARIOUS Hand shower FlowReduce - Brushed Champagne (22kt Gold)

SERIES-VARIOUS

28 027 979 Product version from 4/1/2024



- spray head Ø 130 mm
 - COMPACT RAIN, max. flow rate 6.8 l/min (at 3 bar)
 - with anti-scale system
 - 1/2" connection
 - This product can help a building meet the requirements of Green Building Rating Systems, e.g. LEED®, BREEAM®, DGNB
- Intrinsic protection against back flow.

	Brushed Champagne (22kt Gold)	28 027 979-46 0010
	Chrome	28 027 979-00 0010
	Brushed Platinum	28 027 979-06 0010
	Platinum	28 027 979-08 0010
	Dark Chrome	28 027 979-19 0010
	Light Gold	28 027 979-26 0010
	Brushed Durabrass (23kt Gold)	28 027 979-28 0010
	Matte Black	28 027 979-33 0010
	Brushed Dark Brass	28 027 979-39 0010
	Champagne (22kt Gold)	28 027 979-47 0010
	Brushed Chrome	28 027 979-93 0010
	Brushed Dark Platinum	28 027 979-99 0010



SERIES-VARIOUS Hand shower FlowReduce - Brushed Champagne (22kt Gold)

SERIES-VARIOUS

28 027 979 Product version from 4/1/2024

mm [inches]



Codes & Standards			
ASME A112.18.1	cUPC	DIN 4109	ISO 3822
Scottish Water Byelaws	UK Water Supply Regulations	Ü-Zeichen	

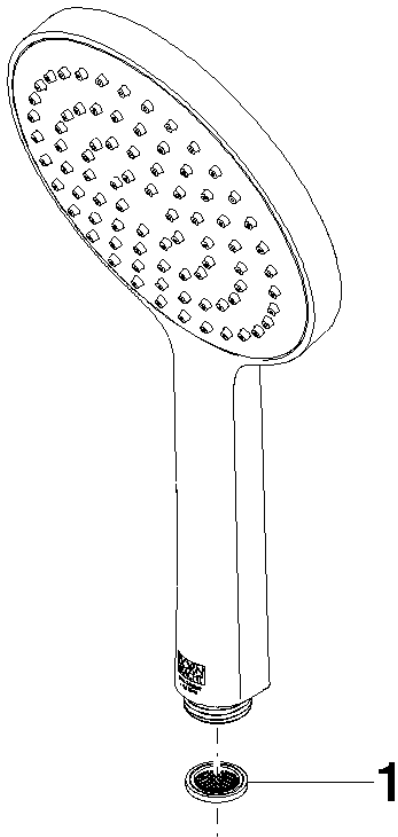
Certificates and sustainability			
LGA_38	WRAS_250102	IAPMO_4976 (



SERIES-VARIOUS Hand shower FlowReduce - Brushed Champagne (22kt Gold)

SERIES-VARIOUS

28 027 979 Product version from 4/1/2024
Parts for other
finishes can be found
here: [Chrome](#)



Spare parts list

No.	Item Number	Name	Quantity used	Delivery time
	1 09 23 01 039 90	sieve	1.00	2