


## Rain shower for recessed ceiling installation 300 mm - Brushed Dark Platinum SERIES SPECIFIC

28 033 970 Product version from 5/1/2022

















- rain shower Ø 300 mm
- PURE RAIN, max. flow rate 12 l/min (at 3 bar)
- PURIFY RAIN, max. flow rate 6 l/min (at 3 bar)
- with anti-scale system

### Technical data:

- min. recess depth 137 mm

### Planning tips:

- For simultaneous control of the jet types, we recommend the xTool thermostat module
- Not suitable for use in a steam room.
- WRAS

	Brushed Dark Platinum	28 033 970-99
	Chrome	28 033 970-00
	Brushed Platinum	28 033 970-06
	Platinum	28 033 970-08
	Dark Chrome	28 033 970-19
	Light Gold	28 033 970-26
	Brushed Light Gold	28 033 970-27
	Brushed Durabronze (23kt Gold)	28 033 970-28
	Matte Black	28 033 970-33
	Brushed Dark Brass	28 033 970-39
	Brushed Bronze	28 033 970-42
	Brushed Champagne (22kt Gold)	28 033 970-46
	Champagne (22kt Gold)	28 033 970-47
	Brushed Chrome	28 033 970-93

## Required miscellaneous



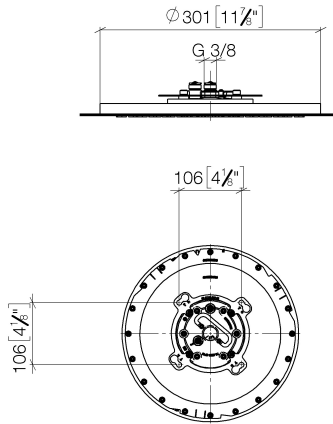
### Concealed ceiling installation box 35 033 970 90 for recessed ceiling installation -

- recess depth 137mm
- 2x female thread 1/2" outlet
- concealed rough parts
- flush-mounted installation box Ø 360 mm RAL 9003 signal white

## Rain shower for recessed ceiling installation 300 mm - Brushed Dark Platinum SERIES SPECIFIC

28 033 970 Product version from 5/1/2022

mm [inches]



### Flow rate chart



### Codes & Standards

DIN 4109

ISO 3822

Scottish Water  
Byelaws

UK Water Supply  
Regulations

### Ü-Zeichen



## Rain shower for recessed ceiling installation 300 mm - Brushed Dark Platinum    SERIES SPECIFIC

---

28 033 970    Product version from 5/1/2022

### Certificates and sustainability

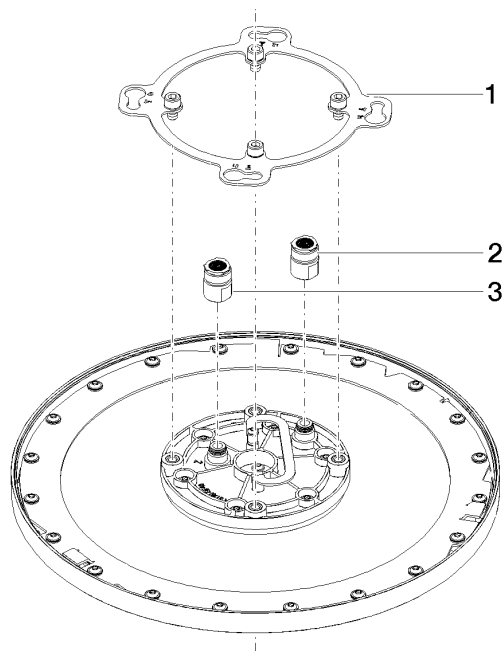
---

LGA\_38

WRAS\_240502

## Rain shower for recessed ceiling installation 300 mm - Brushed Dark Platinum SERIES SPECIFIC

28 033 970 Product version from 5/1/2022



### Spare parts list

No.	Item Number	Name	Quantity used	Delivery time
1	90 17 20 262 00 90	flange	1.00	2
2	90 24 03 309 01 90	connection	1.00	2
3	90 24 03 309 00 90	connection	1.00	2