


Rain shower for surface-mounted ceiling installation 300 x 240 mm - Brushed Platinum
SERIES SPECIFIC

28 041 980

Product version from 5/1/2022












- rain shower 300 x 240mm
- PURE RAIN, max. flow rate 12 l/min (at 3 bar)
- PURIFY RAIN, max. flow rate 6 l/min (at 3 bar)
- with anti-scale system

**Technical data:**

- Distance to ceiling from bottom edge of shower 40 mm

**Planning tips:**

- For simultaneous control of the jet types, we recommend the xTool thermostat module
- Not suitable for use in a steam room.
- WRAS

	Brushed Platinum	28 041 980-06
	Chrome	28 041 980-00
	Platinum	28 041 980-08
	Brushed Durabrass (23kt Gold)	28 041 980-28
	Matte Black	28 041 980-33
	Brushed Champagne (22kt Gold)	28 041 980-46
	Champagne (22kt Gold)	28 041 980-47
	Brushed Chrome	28 041 980-93
	Brushed Dark Platinum	28 041 980-99

Required miscellaneous



Concealed ceiling installation box with ceiling fixing -

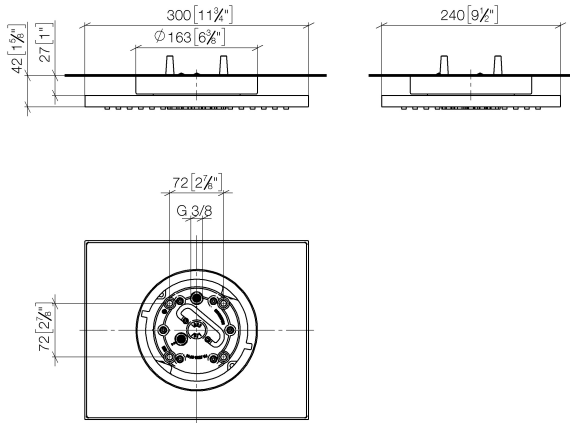
35 041 970 90

- min. recess depth 90 mm
- max. recess depth 115 mm
- 2x female thread 1/2" outlet
- concealed rough parts

# Rain shower for surface-mounted ceiling installation 300 x 240 mm - Brushed Platinum

SERIES SPECIFIC

28 041 980 Product version from 5/1/2022  
mm [inches]



## Flow rate chart



## Codes & Standards

DIN 4109

ISO 3822

Scottish Water  
Byelaws

UK Water Supply  
Regulations

Ü-Zeichen



## Rain shower for surface-mounted ceiling installation 300 x 240 mm - Brushed Platinum SERIES SPECIFIC

---

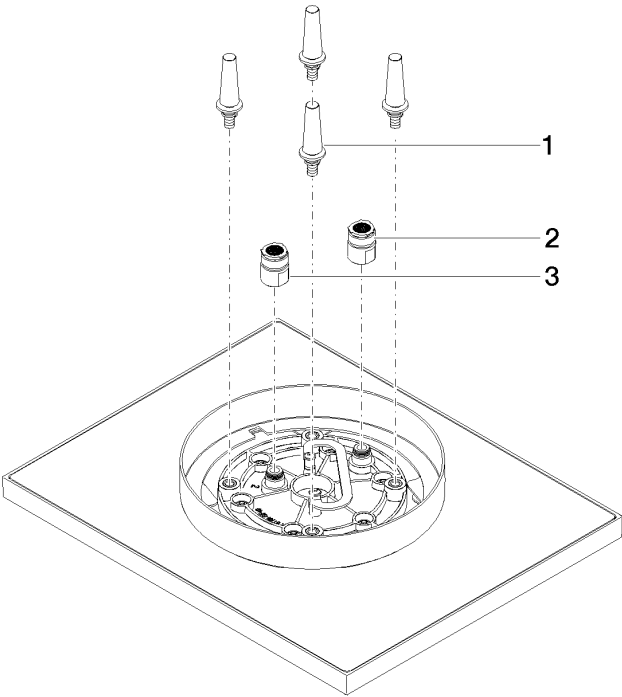
28 041 980 Product version from 5/1/2022

Certificates and sustainability

---

LGA\_38

WRAS\_240502



Spare parts list

No.	Item Number	Name	Quantity used	Delivery time
2	90 24 03 309 01 90	connection	1.00	2
3	90 24 03 309 00 90	connection	1.00	2
1	90 17 20 263 00 90	fixing set	1.00	2