

Rain shower for recessed ceiling installation 300 x 240 mm - Brushed Light Gold
SERIES SPECIFIC

28 043 980 Product version from 5/1/2022



- rain shower 300 x 240mm
- PURE RAIN, max. flow rate 12 l/min (at 3 bar)
- PURIFY RAIN, max. flow rate 6 l/min (at 3 bar)
- with anti-scale system

Technical data:

- min. recess depth 137 mm

Planning tips:

- For simultaneous control of the jet types, we recommend the xTool thermostat module
- Not suitable for use in a steam room.
- WRAS

	Brushed Light Gold	28 043 980-27
	Chrome	28 043 980-00
	Brushed Platinum	28 043 980-06
	Platinum	28 043 980-08
	Dark Chrome	28 043 980-19
	Brushed Durabronze (23kt Gold)	28 043 980-28
	Matte Black	28 043 980-33
	Brushed Champagne (22kt Gold)	28 043 980-46
	Champagne (22kt Gold)	28 043 980-47
	Brushed Chrome	28 043 980-93
	Brushed Dark Platinum	28 043 980-99

Required miscellaneous



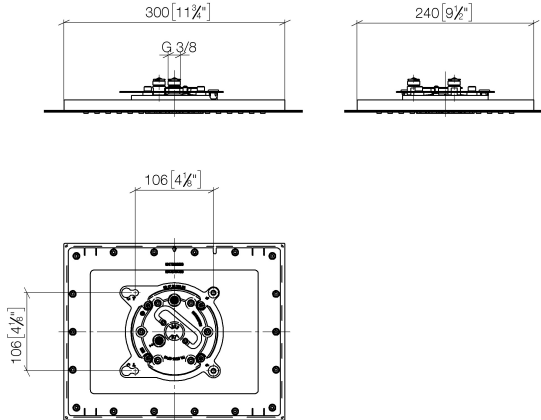
Concealed ceiling installation box 35 043 970 90 for recessed ceiling installation -

- concealed rough parts
- recess depth 137mm
- 2x female thread 1/2" outlet
- flush-mounted RAL 9003 signal white light reflection box 310 x 250 mm

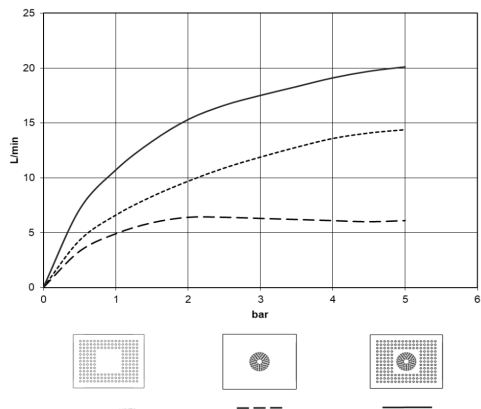
Rain shower for recessed ceiling installation 300 x 240 mm - Brushed Light Gold

SERIES SPECIFIC

28 043 980 Product version from 5/1/2022
mm [inches]



Flow rate chart



Codes & Standards

DIN 4109

ISO 3822

Scottish Water
Byelaws

UK Water Supply
Regulations

Ü-Zeichen



Rain shower for recessed ceiling installation 300 x 240 mm - Brushed Light Gold

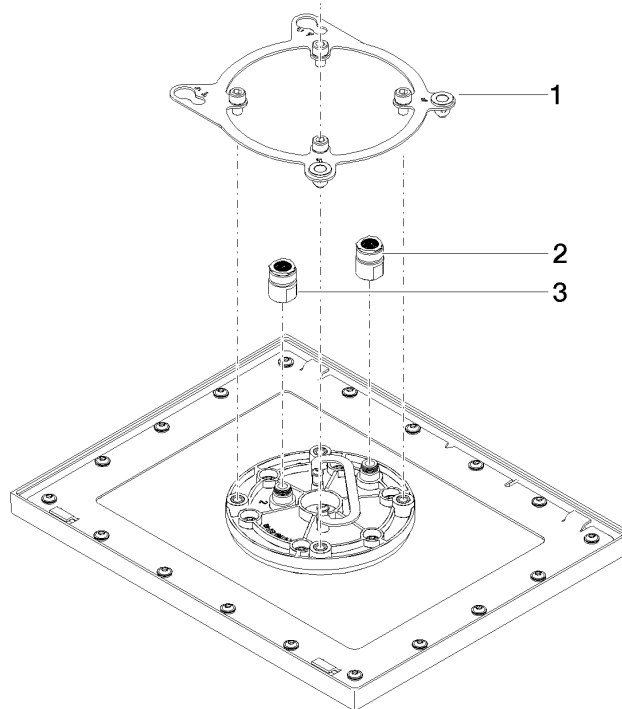
SERIES SPECIFIC

28 043 980 Product version from 5/1/2022

Certificates and sustainability

LGA_38

WRAS_240502



Spare parts list

No.	Item Number	Name	Quantity used	Delivery time
1	90 17 20 260 00 90	flange	1.00	2
3	90 24 03 309 00 90	connection	1.00	2
2	90 24 03 309 01 90	connection	1.00	2