













**MADISON Wall elbow - Durabrand (23kt Gold)**

28 450 370 Product version from 7/6/2018



- 1/2" shower outlet
- rosette Ø 60 mm
- 1/2" connection
- WRAS

Intrinsic protection against back flow.

	Durabrand (23kt Gold)	28 450 370-09
	Chrome	28 450 370-00
	Chrome	28 450 370-00 0010
	Brushed Platinum	28 450 370-06
	Brushed Platinum	28 450 370-06 0010
	Platinum	28 450 370-08
	Platinum	28 450 370-08 0010
	Durabrand (23kt Gold)	28 450 370-09 0010
	Brushed Durabrand (23kt Gold)	28 450 370-28
	Brushed Durabrand (23kt Gold)	28 450 370-28 0010
	Brushed Dark Platinum	28 450 370-99
	Brushed Dark Platinum	28 450 370-99 0010

**Recommended miscellaneous**

**Concealed wall elbow -**

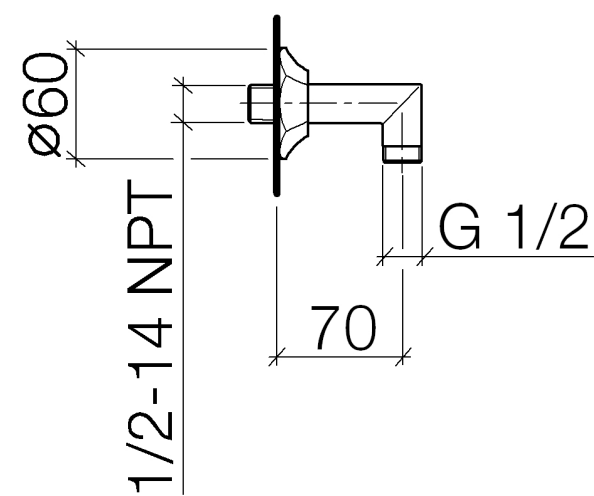
35 085 970 90



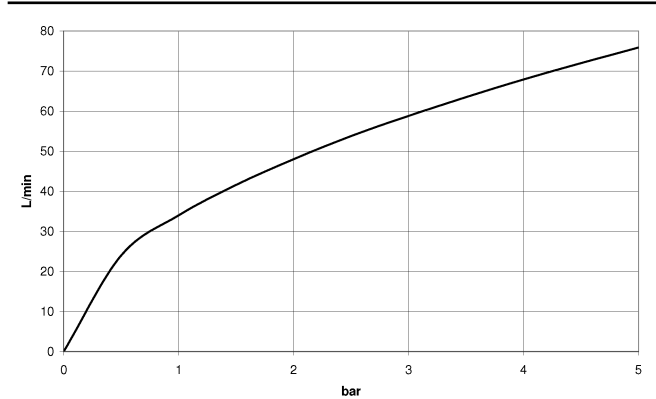
- max. recess depth mm
- min. recess depth mm

MADISON Wall elbow - Durabrass (23kt Gold)

28 450 370    Product version from 7/6/2018



Flow rate chart



Codes & Standards

EN 1717	Scottish Water Byelaws	UK Water Supply Regulations
---------	---------------------------	--------------------------------



## MADISON Wall elbow - Durabrass (23kt Gold)

---

28 450 370 Product version from 7/6/2018

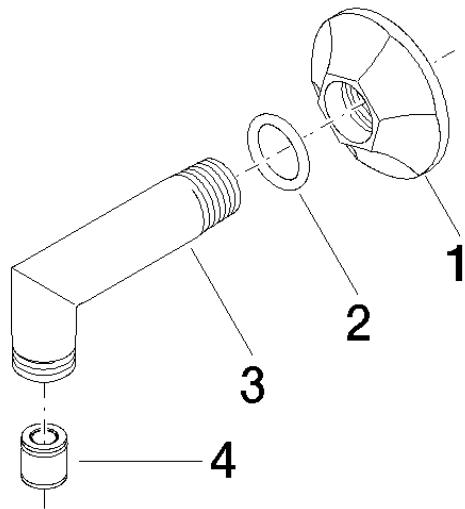
### Certificates

---

Belgaqua\_21-381-2 WRAS\_240502

# MADISON Wall elbow - Durabrass (23kt Gold)

28 450 370    Product version from 7/6/2018



## Spare parts list

No.	Item Number	Name	Quantity used	Delivery time
1	09 27 37 003-09	rosette	1	40
2	90 14 10 026 00 90	seal	1	2
3	09 11 03 021-09	connection	1	40
4	90 23 01 141 00 90	back-flow preventer	1	2