

Wall elbow - Brushed Durabrand (23kt Gold)

















SERIES SPECIFIC

28 450 625 Product version up to 7/6/2018



- 3/8" shower outlet
- rosette Ø 55 mm
- 1/2" connection
- WRAS

Intrinsic protection against back flow.

	Brushed Durabrand (23kt Gold)	28 450 625-28
	Chrome	28 450 625-00
	brushed chrome	28 450 625-04
	Brushed Platinum	28 450 625-06
	Platinum	28 450 625-08
	Dark Chrome	28 450 625-19
	Light Gold	28 450 625-26
	Brushed Light Gold	28 450 625-27
	Matte Black	28 450 625-33
	Brushed Dark Brass	28 450 625-39
	Brushed Bronze	28 450 625-42
	aluminium	28 450 625-45
	Brushed Champagne (22kt Gold)	28 450 625-46
	Champagne (22kt Gold)	28 450 625-47
	Brushed Chrome	28 450 625-93
	Brushed Dark Platinum	28 450 625-99

Recommended miscellaneous



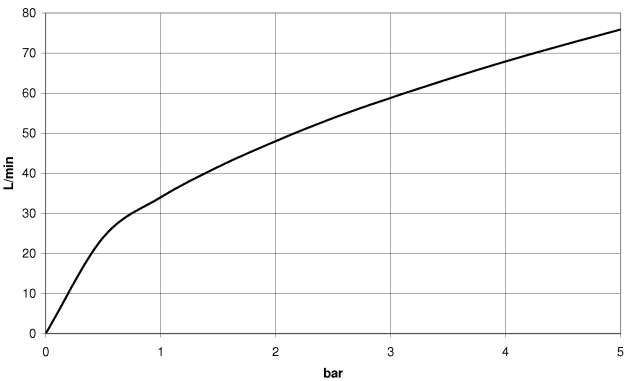
- Concealed wall elbow -** 35 085 970 90
- max. recess depth 163 mm
 - min. recess depth 90 mm

28 450 625 Product version up to 7/6/2018

mm [inches]



Flow rate chart



Codes & Standards

EN 1717	Scottish Water Byelaws	UK Water Supply Regulations	XP P 41-280
---------	---------------------------	--------------------------------	-------------



Wall elbow - Brushed Durabrass (23kt Gold)

SERIES SPECIFIC

28 450 625 Product version up to 7/6/2018

Certificates and sustainability

Belgaqua_21-381-2 ACS_20 ACC LY WRAS_240702



Spare parts list

No.	Item Number	Name	Quantity used	Delivery time
3	09 16 01 014 90	ring	1.00	2
5	09 11 03 036-28	connection	1.00	20
2	09 27 22 503-28	rosette	1.00	20
1	90 14 10 026 00 90	seal	1.00	2
6	90 21 02 069 00-28	cover	1.00	20
4	90 23 01 141 00 90	back-flow preventer	2.00	2