

Shower head - Brushed Durabrand (23kt Gold)

IMO

28 504 670



- 180-210mm projection
- ball-joint pivotable through 30°
- PURIFY RAIN, max. flow rate 7 l/min (at 3 bar)
- with anti-scale system
- spray head Ø 100mm
- rosette 60 x 60 mm
- 1/2" connection
- Function from: 6 l/min

Fits: IMO, MEM, CL.1, CYO

	Brushed Durabrand (23kt Gold)	28 504 670-28
	Chrome	28 504 670-00
	Brushed Platinum	28 504 670-06
	Platinum	28 504 670-08
	Dark Chrome	28 504 670-19
	Brushed Light Gold	28 504 670-27
	Matte Black	28 504 670-33
	Brushed Champagne (22kt Gold)	28 504 670-46
	Champagne (22kt Gold)	28 504 670-47
	Brushed Chrome	28 504 670-93
	Brushed Dark Platinum	28 504 670-99

Recommended miscellaneous



Concealed wall elbow -

35 085 970 90

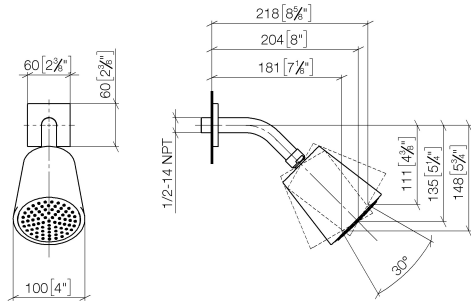
- max. recess depth 163 mm
- min. recess depth 90 mm

Shower head - Brushed Durabross (23kt Gold)

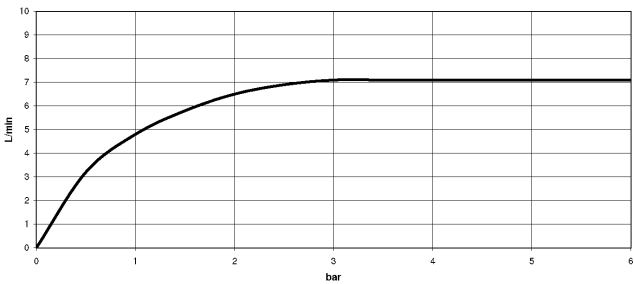
IMO

28 504 670

mm [inches]



Flow rate chart



Codes & Standards

DIN 4109

ISO 3822

Ü-Zeichen



Shower head - Brushed Durabrass (23kt Gold)

IMO

28 504 670

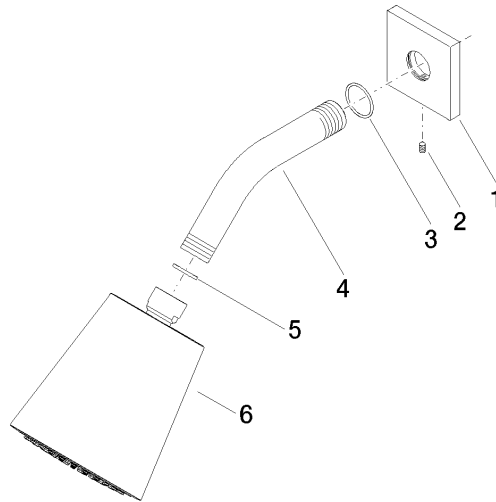
Certificates

LGA_19

28 504 670

Product version up to 6/30/2015

Product version from 6/30/2015





Shower head - Brushed Durabrass (23kt Gold)

IMO

28 504 670

Spare parts list

Product version up to 6/30/2015

Product version from 6/30/2015

No.	Item Number	Name	Quantity used	Delivery time
	09 27 98 003-28	rosette	6	20