

Shower head - Brushed Chrome











IMO

28 504 670



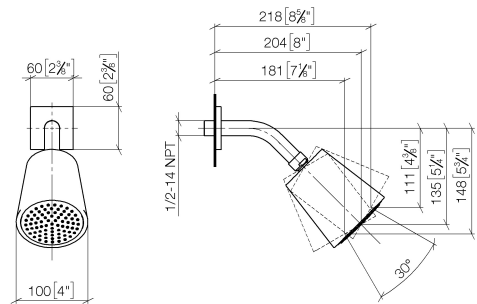
- 180-210mm projection
- ball-joint pivotable through 30°
- PURIFY RAIN, max. flow rate 7 l/min (at 3 bar)
- with anti-scale system
- spray head Ø 100mm
- rosette 60 x 60 mm
- 1/2" connection
- Function from: 6 l/min

Fits: IMO, MEM, CL.1, CYO

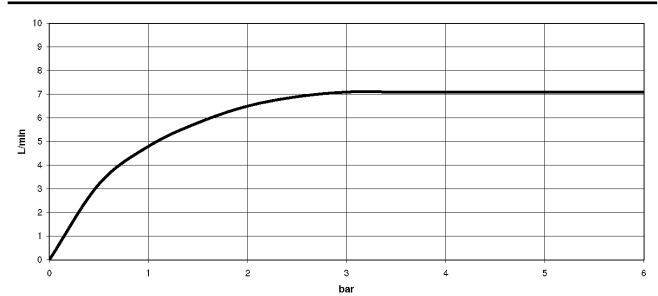
	Brushed Chrome	28 504 670-93
	Chrome	28 504 670-00
	Brushed Platinum	28 504 670-06
	Platinum	28 504 670-08
	Dark Chrome	28 504 670-19
	Brushed Durabrass (23kt Gold)	28 504 670-28
	Matte Black	28 504 670-33
	Brushed Champagne (22kt Gold)	28 504 670-46
	Champagne (22kt Gold)	28 504 670-47
	Brushed Dark Platinum	28 504 670-99

28 504 670

mm [inches]



Flow rate chart



Certificates

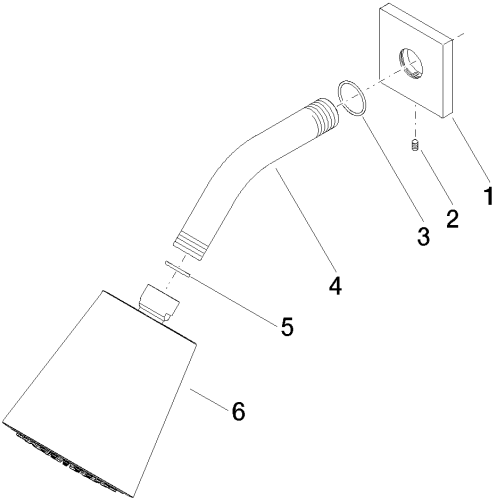
LGA_19924.

28 504 670

Parts for other

finishes can be found

here: [Chrome](#)



Spare parts list

No.	Item Number	Name	Quantity used	Delivery time
1	09 27 98 003-93	rosette	1	20
2	09 31 11 048 90	pin	1	2
3	90 14 10 026 00 90	seal	1	2
4	09 11 03 011-93	connection	1	20
5	90 14 20 002 00 90	seal	1	2
6	90 12 05 054 00-93	shower	1	20