
















## Body spray without volume control FlowReduce - Brushed Durabrass (23kt Gold)

SERIES SPECIFIC

28 518 979 Product version from 4/1/2024



- spray head Ø 55mm
- ball-joint pivotable through 25° (in any direction)
- HORIZONTAL RAIN, max. flow rate 5 l/min (at 3 bar)
- with anti-scale system
- rosette Ø 55 mm
- 1/2" connection
- This product can help a building meet the requirements of Green Building Rating Systems, e.g. LEED®, BREEAM®, DGNB
- WRAS

	Brushed Durabrass (23kt Gold)	28 518 979-28
	Chrome	28 518 979-00
	Brushed Platinum	28 518 979-06
	Platinum	28 518 979-08
	Durabrass (23kt Gold)	28 518 979-09
	Dark Chrome	28 518 979-19
	Light Gold	28 518 979-26
	Brushed Light Gold	28 518 979-27
	Matte Black	28 518 979-33
	Brushed Dark Brass	28 518 979-39
	Brushed Bronze	28 518 979-42
	Brushed Champagne (22kt Gold)	28 518 979-46
	Champagne (22kt Gold)	28 518 979-47
	Brushed Chrome	28 518 979-93
	Brushed Dark Platinum	28 518 979-99

### Recommended miscellaneous



- Concealed wall elbow -** 35 085 970 90
- max. recess depth 163 mm
  - min. recess depth 90 mm

# Body spray without volume control FlowReduce - Brushed Durabron (23kt Gold)

SERIES SPECIFIC

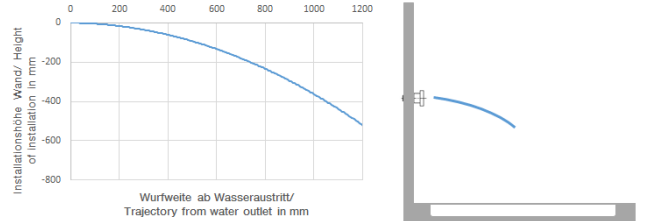
28 518 979 Product version from 4/1/2024  
mm [inches]



Flow rate chart



Trajectory diagram



## Codes & Standards

DIN 4109

ISO 3822

Scottish Water  
Byelaws

UK Water Supply  
Regulations

Ü-Zeichen



Body spray without volume control FlowReduce - Brushed Durabronss (23kt Gold)

SERIES SPECIFIC

28 518 979 Product version from 4/1/2024

Certificates and sustainability

LGA\_38

WRAS\_240602



## Spare parts list

No.	Item Number	Name	Quantity used	Delivery time
4	09 14 15 010 90	ring	1.00	2
5	09 16 01 014 90	ring	1.00	2
8	09 14 10 015 90	seal	1.00	2
7	09 21 40 016-28	connection	1.00	20
9	90 12 05 027 00-28	casing ( completely )	1.00	20
6	09 23 01 048 90	back-flow preventer	1.00	2
3	09 23 30 026-28	nut	1.00	20
1	90 14 10 026 00 90	seal	1.00	2
2	09 27 22 019-28	rosette	1.00	20