








## MADISON Rain shower with wall fixing 200 mm - brushed chrome

MADISON

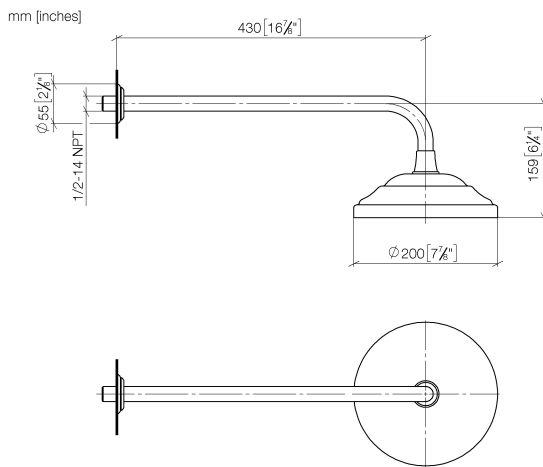
28 545 977



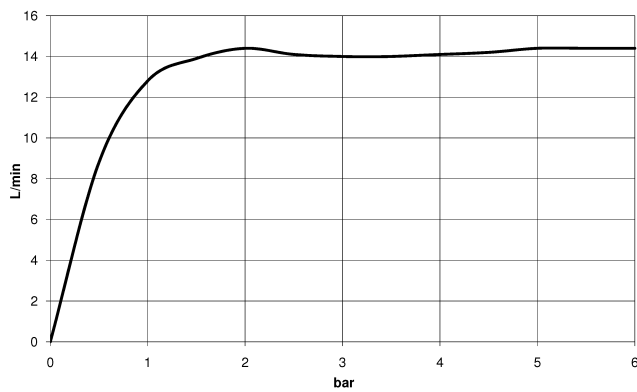
- 435mm projection
- rain shower Ø 200 mm
- PURE RAIN, max. flow rate 14 l/min (at 3 bar)
- Function from: 8 l/min
- rosette Ø 55 mm
- 1/2" connection
- with anti-scale system

	brushed chrome	28 545 977-93
	Chrome	28 545 977-00
	Brushed Platinum	28 545 977-06
	Platinum	28 545 977-08
	Durabass (23kt Gold)	28 545 977-09
	Brushed Durabass (23kt Gold)	28 545 977-28
	Brushed Dark Platinum	28 545 977-99

28 545 977



**Flow rate chart**



**Codes & Standards**

ASME A112.18.1

cUPC

DIN 4109

EN 1112

ISO 3822

Ü-Zeichen



## MADISON Rain shower with wall fixing 200 mm - brushed chrome

MADISON

28 545 977

### Certificates

IAPMO\_4976

DVGW\_DW-  
6517DN0

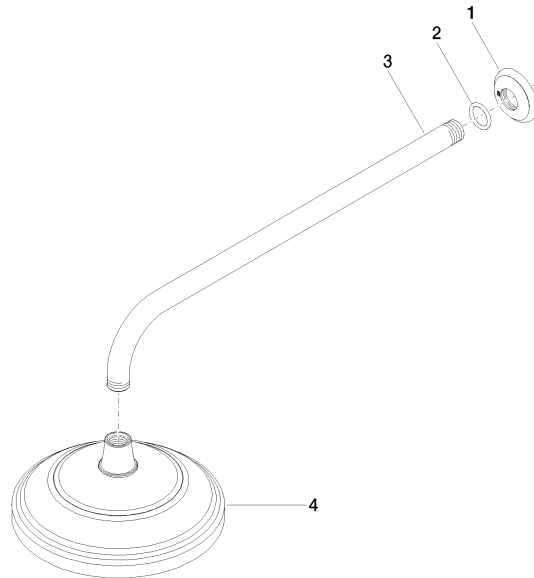
LGA\_38

28 545 977

Product version up to 12/5/2019

**Product version from 12/5/2019**

Parts for other  
finishes can be found  
here: [Chrome](#)





## MADISON Rain shower with wall fixing 200 mm - brushed chrome

MADISON

28 545 977

### Spare parts list

Product version up to 12/5/2019

#### Product version from 12/5/2019

No.	Item Number	Name	Quantity used	Delivery time
	09 27 35 003-93	rosette	4	60