






- rain shower Ø 220 mm
- Rain shower material: metal
- PURE RAIN, max. flow rate 14 l/min (at 3 bar)
- Function from: l/min
- quick clearing
- with anti-scale system

Technical data:

- 450mm projection
- rosette Ø 60 mm
- 1/2" connection

Notes:

- This product can help a building meet the requirements of Green Building Rating Systems, e.g. LEED®, BREEAM®, DGNB

	Brushed Chrome	28 645 626-93
	Chrome	28 645 626-00
	Matte Black	28 645 626-33

28 645 626 Product version from 4/1/2025

mm [inches]



**Flow rate chart**



Parts for other  
finishes can be found  
here: [Chrome](#)



## Spare parts list

No.	Item Number	Name	Quantity used	Delivery time
1	04 30 31 032 00 90	fixing set	1.00	2
3	09 14 10 150 90	seal	2.00	2
5	90 11 03 070 00-93	pipe	1.00	20
9	90 18 40 278 00 90	insert	1.00	2
8	09 23 01 136 90	flow reducer	1.00	2
7	09 16 01 014 90	ring	1.00	2
6	90 12 05 094 00-93	shower	1.00	20
10	90 30 09 069 00 90	key	1.00	2
4	09 27 97 015-93	rosette	1.00	20
2	09 17 20 120 90	holder	1.00	2