

Rain shower with ceiling fixing 300 x 240 mm - Brushed Durabrand (23kt Gold) SERIES SPECIFIC

28 775 980 Product version from 3/13/2017




- rain shower 300 x 240mm
- PURE RAIN, max. flow rate 20 l/min (at 3 bar)
- Function from: 12 l/min
- distance between ceiling and lower edge of the shower 165mm
- rosette 60 x 60, as required
- 1/2" connection
- with anti-scale system
- quick clearing
- WRAS

Product change as of 1st April 2024: max. flow 20l/min

	Brushed Durabrand (23kt Gold)	28 775 980-28
	Chrome	28 775 980-00
	Brushed Platinum	28 775 980-06
	Platinum	28 775 980-08
	Dark Chrome	28 775 980-19
	Brushed Light Gold	28 775 980-27
	Matte Black	28 775 980-33
	Brushed Champagne (22kt Gold)	28 775 980-46
	Champagne (22kt Gold)	28 775 980-47
	Brushed Chrome	28 775 980-93
	Brushed Dark Platinum	28 775 980-99

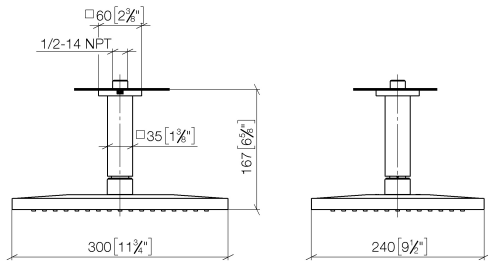
Recommended miscellaneous

- | | | |
|---|--|---------------|
|  | Concealed wall elbow -
• max. recess depth 163 mm
• min. recess depth 90 mm | 35 085 970 90 |
|---|--|---------------|

Rain shower with ceiling fixing 300 x 240 mm - Brushed Durabron (23kt Gold) SERIES SPECIFIC

28 775 980 Product version from 3/13/2017

mm [inches]



Flow rate chart



Codes & Standards

DIN 4109	ISO 3822	Scottish Water Byelaws	UK Water Supply Regulations
----------	----------	------------------------	-----------------------------

Ü-Zeichen



Rain shower with ceiling fixing 300 x 240 mm - Brushed Durabrass (23kt Gold) SERIES SPECIFIC

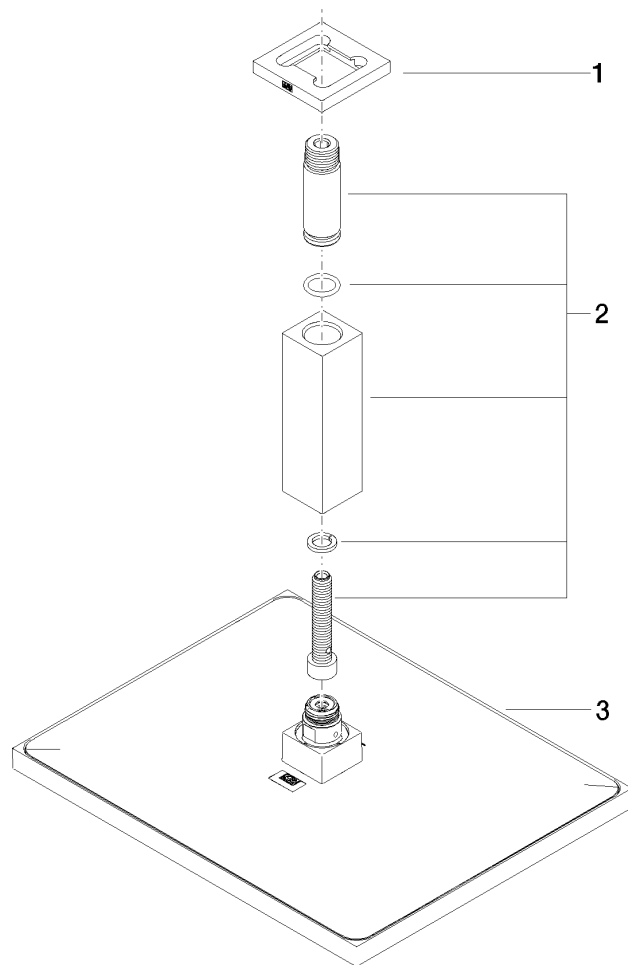
28 775 980 Product version from 3/13/2017

Certificates and sustainability

LGA_29	WRAS_2212	LGA_38
--------	-----------	--------

Rain shower with ceiling fixing 300 x 240 mm - Brushed Durabronz (23kt Gold) SERIES SPECIFIC

28 775 980 Product version from 3/13/2017



Spare parts list

No.	Item Number	Name	Quantity used	Delivery time
1	09 27 98 017-28	rosette	1.00	20
3	04 12 05 063 00-28	shower	1.00	20
2	90 11 10 092 00-28	connection	1.00	20