


VAIA POT FILLER Cold-water valve - Brushed Chrome

30 805 809 Product version from 7/1/2023



- 500mm projection
- pivoting spout
- laminar flow
- cold water only
- max. flow 5.7 l/min at 3 bar flow pressure
- min. recess depth 125 mm
- max. recess depth 80 mm
- lead-free
- This product can help a building meet the requirements of Green Building Rating Systems, e.g. LEED®, BREEAM®, DGNB
- WRAS

	Brushed Chrome	30 805 809-93
	Chrome	30 805 809-00
	Brushed Platinum	30 805 809-06
	Platinum	30 805 809-08
	Durabrand (23kt Gold)	30 805 809-09
	Dark Chrome	30 805 809-19
	Brushed Durabrand (23kt Gold)	30 805 809-28
	Brushed Champagne (22kt Gold)	30 805 809-46
	Champagne (22kt Gold)	30 805 809-47
	Brushed Dark Platinum	30 805 809-99

Required miscellaneous

POT FILLER Concealed wall elbow 35 087 970 90

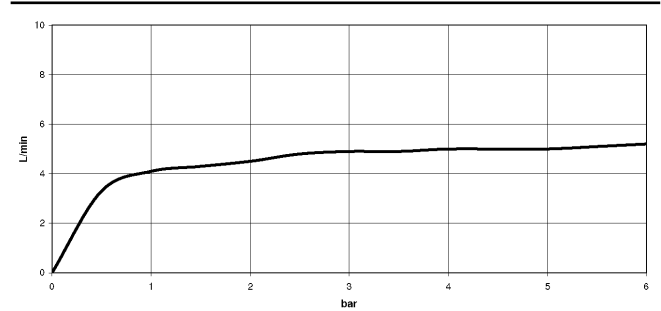


- min. recess depth mm
- max. recess depth mm

VAIA POT FILLER Cold-water valve - Brushed Chrome

30 805 809
Product version from 7/1/2023

Flow rate chart



Codes & Standards

ASME A112.18.1	cUPC	DIN 4109	ISO 3822
NSF372	NSF61	Scottish Water Byelaws	UK Water Supply Regulations
Ü-Zeichen			



VAIA POT FILLER Cold-water valve - Brushed Chrome

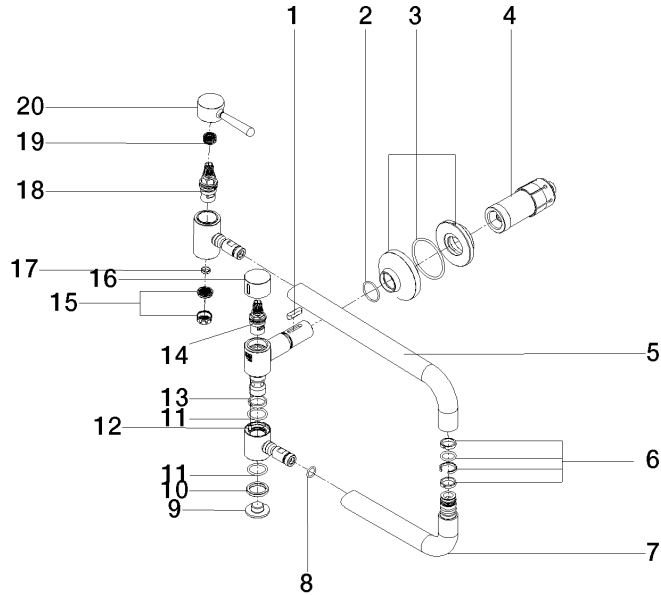
30 805 809 Product version from 7/1/2023

Certificates

LGA_29 IAPMO_N-4976 WRAS_240702 IAPMO_6397 IAPMO_4976 (

VAIA POT FILLER Cold-water valve - Brushed Chrome

30 805 809 Product version from 7/1/2023



Spare parts list

No.	Item Number	Name	Quantity used	Delivery time
1	90 16 04 001 00 90	spring	1	2
2	90 14 10 063 00 90	seal	1	2
3	90 27 87 039 00-93	rosette	1	20
4	90 30 01 213 00 90	connection	1	2
5	09 28 22 208-93	pipe	1	60
6	90 28 10 199 00 90	gasket kit	1	2
7	04 28 22 221 10-93	pipe	1	60
8	90 14 10 077 00 90	seal	2	2
9	09 21 02 028-93	lid	1	60
10	09 28 10 139 90	ring	1	2
11	09 14 10 015 90	seal	2	2
12	09 31 11 109 90	pin	1	2
13	09 28 10 136 90	ring	1	2
14	90 90 03 171 00 90	top	1	2
15	09 29 03 089 90	aerator	1	60
16	09 20 62 025-93	handle	1	60
17	09 14 05 002 90	seal	1	2
18	90 90 03 146 00 90	top	1	2
19	90 12 12 232 00 90	fixing cap	1	2
20	90 20 80 051 00-93	handle	1	20