







TARA Wall-mounted bridge mixer with extending spout - Dark Chrome

TARA

31 151 892



- 365-545mm projection
- pivoting spout
- laminar flow
- 1/2" connection
- gauge 150 mm - 10 mm
- max. flow 8.3 l/min at 3 bar flow pressure
- lead-free
- This product can help a building meet the requirements of Green Building Rating Systems, e.g. LEED®, BREEAM®, DGNB

	Dark Chrome	31 151 892-19
	Chrome	31 151 892-00
	Brushed Platinum	31 151 892-06
	Platinum	31 151 892-08
	Durabrass (23kt Gold)	31 151 892-09
	Brushed Durabrass (23kt Gold)	31 151 892-28
	Brushed Bronze	31 151 892-42
	Brushed Champagne (22kt Gold)	31 151 892-46
	Champagne (22kt Gold)	31 151 892-47
	Brushed Chrome	31 151 892-93
	Brushed Dark Platinum	31 151 892-99

31 151 892

mm [inches]



Flow rate chart



Codes & Standards

DIN 4109

ISO 3822

Ü-Zeichen



TARA Wall-mounted bridge mixer with extending spout - Dark Chrome

TARA

31 151 892

Certificates and sustainability

LGA_19

TARA Wall-mounted bridge mixer with extending spout - Dark Chrome

TARA

31 151 892

Parts for other
finishes can be found
here: [Chrome](#)

