







LISSÉ Single-lever basin mixer without pop-up waste - Brushed Dark Platinum

LISSÉ

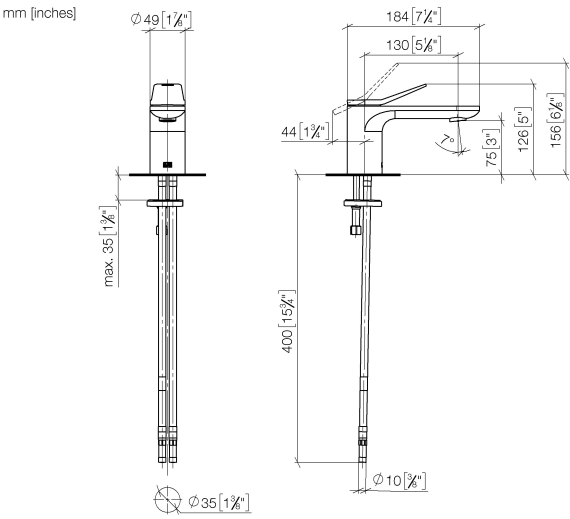
33 521 845



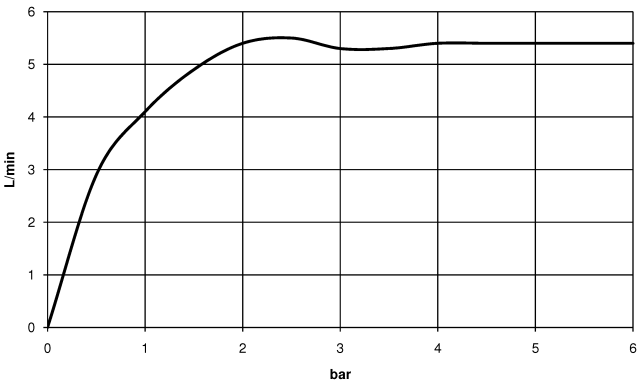
- 130mm projection
- fixed spout
- circular, air-enriched flow
- height of mixer 127 mm
- height up to aerator 75 mm
- hole diameter 35 mm
- 2x screw-in M 8 x 1 pressure hose, leak-tested
- max. flow 5.7 l/min
- lead-free
- This product can help a building meet the requirements of Green Building Rating Systems, e.g. LEED®, BREEAM®, DGNB
- WRAS 1906074

	Brushed Dark Platinum	33 521 845-99
	Chrome	33 521 845-00
	Brushed Platinum	33 521 845-06
	Dark Chrome	33 521 845-19
	Matte Black	33 521 845-33
	Brushed Chrome	33 521 845-93

33 521 845



Flow rate chart



Codes & Standards

DIN 4109

Executive Order
no. 1007

ISO 3822

Ü-Zeichen



LISSÉ Single-lever basin mixer without pop-up waste - Brushed Dark Platinum

LISSÉ

33 521 845

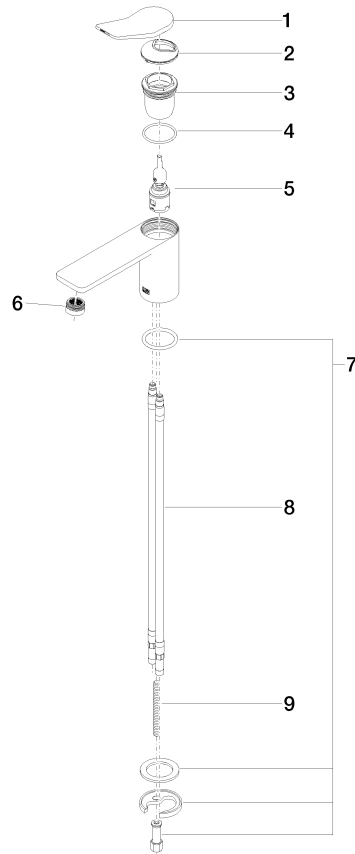
Certificates

GDV_0400

LGA_29

Product version from 5/3/2021

Parts for other
finishes can be found
here: [Chrome](#)





LISSE Single-lever basin mixer without pop-up waste - Brushed Dark Platinum

LISSE

33 521 845

Spare parts list

Product version from 5/3/2021