








META Single-lever basin mixer without pop-up waste - Dark Chrome

META

33 526 660



- 125mm projection
- fixed spout
- circular, air-enriched flow
- height of mixer 133 mm
- height up to aerator 52 mm
- hole diameter 35 mm
- 2x screw-in M 8 x 1 pressure hose, leak-tested
- max. flow 5.7 l/min
- lead-free
- This product can help a building meet the requirements of Green Building Rating Systems, e.g. LEED®, BREEAM®, DGNB

	Dark Chrome	33 526 660-19
	Chrome	33 526 660-00
	Brushed Platinum	33 526 660-06
	Matte Black	33 526 660-33
	Brushed Champagne (22kt Gold)	33 526 660-46
	Champagne (22kt Gold)	33 526 660-47
	Brushed Chrome	33 526 660-93

33 526 660



Flow rate chart



33 526 660

Parts for other
finishes can be found
here: [Chrome](#)

