

MEM BAR TAP Single-lever mixer - Platinum

33 805 682 Product version from 3/1/2023



- 166mm projection
- pivotable spout 360°
- Optional swivel limiter available with swivel limiter set 12 820 970 90
- air-enriched flow
- max. flow 6.3 l/min at 3 bar flow pressure
- lead-free
- This product can help a building meet the requirements of Green Building Rating Systems, e.g. LEED®, BREEAM®, DGNB
- WRAS

| | | |
|---|--------------------------------|---------------|
|  | Platinum | 33 805 682-08 |
|  | Chrome | 33 805 682-00 |
|  | Brushed Platinum | 33 805 682-06 |
|  | Durabronze (23kt Gold) | 33 805 682-09 |
|  | Dark Chrome | 33 805 682-19 |
|  | Brushed Durabronze (23kt Gold) | 33 805 682-28 |
|  | Matte Black | 33 805 682-33 |
|  | Brushed Champagne (22kt Gold) | 33 805 682-46 |
|  | Champagne (22kt Gold) | 33 805 682-47 |
|  | Brushed Chrome | 33 805 682-93 |
|  | Brushed Dark Platinum | 33 805 682-99 |

Recommended miscellaneous

Swivel limitation set -

12 820 970 90



Recommended miscellaneous

**Dispenser without rosette -
Platinum**

82 424 970-08



Recommended miscellaneous

**Strainer waste with control handle
- Platinum**

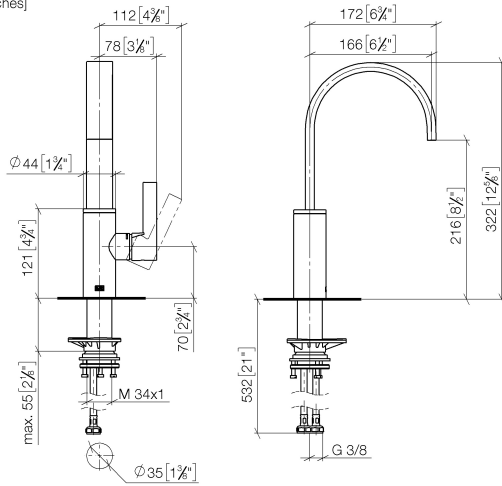
10 712 970-08



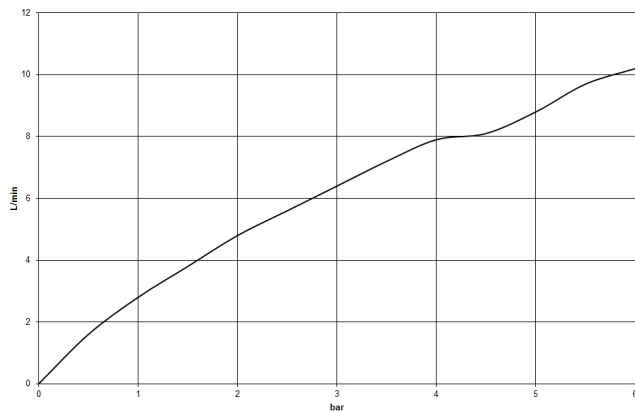
MEM BAR TAP Single-lever mixer - Platinum

33 805 682 Product version from 3/1/2023

mm [inches]



Flow rate chart



Codes & Standards

DIN 4109

ISO 3822

Scottish Water
Byelaws

UK Water Supply
Regulations

Ü-Zeichen



MEM BAR TAP Single-lever mixer - Platinum

33 805 682 Product version from 3/1/2023

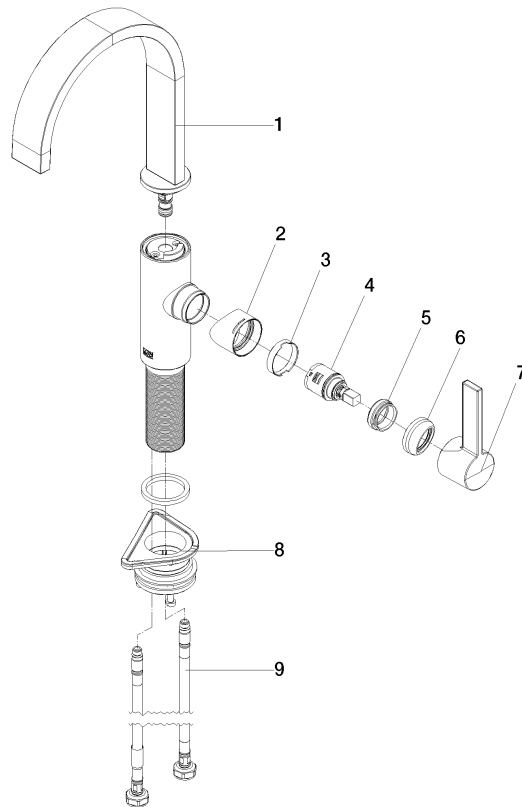
Certificates

LGA_38

WRAS_240202

MEM BAR TAP Single-lever mixer - Platinum

33 805 682 Product version from 3/1/2023



Spare parts list

| No. | Item Number | Name | Quantity used | Delivery time |
|--|--------------------|------------|---------------|---------------|
| 1 | 90 28 22 282 00-08 | spout | 1 | - |
| Spare part can no longer be ordered, please order the replacement item | | | | |
| 2 | 09 19 86 012-08 | cover | 1 | 60 |
| 3 | 90 23 10 128 00 90 | nut | 1 | 2 |
| 4 | 90 15 05 042 00 90 | cartridge | 1 | 2 |
| 5 | 09 24 04 266 90 | nut | 1 | 2 |
| 6 | 90 28 30 052 00-08 | cover | 1 | 40 |
| 7 | 90 20 86 004 00-08 | handle | 1 | 40 |
| 8 | 04 23 10 044 08 90 | fixing set | 1 | 2 |
| 9 | 04 30 04 101 00 90 | hose | 2 | 2 |