















META SQUARE

Single-lever mixer Pull-down with spray function - Brushed Chrome


META SQUARE

33 870 861	Product version from 2/1/2023 to 10/30/2024		
	<ul style="list-style-type: none"> • 240mm projection • pivotable spout 360° • Optional swivel limiter available with swivel limiter set 12 823 970 90 • laminar and spray flow • 1800 mm metal shower hose • sprayface with anti-scaling system • max. flow 10.4 l/min at 3 bar flow pressure • lead-free • Flow modes can be changed while the water is running • This product can help a building meet the requirements of Green Building Rating Systems, e.g. LEED®, BREEAM®, DGNB 		
	Intrinsic protection against back flow.		
			Brushed Chrome 33 870 861-93
			Chrome 33 870 861-00
			Brushed Platinum 33 870 861-06
			Platinum 33 870 861-08
			Durabrass (23kt Gold) 33 870 861-09
			Dark Chrome 33 870 861-19
			Brushed Durabrass (23kt Gold) 33 870 861-28
			Matte Black 33 870 861-33
			Brushed Bronze 33 870 861-42
			Brushed Champagne (22kt Gold) 33 870 861-46
			Champagne (22kt Gold) 33 870 861-47
			Brushed Dark Platinum 33 870 861-99


Recommended miscellaneous

	Swivel limitation set -	12 823 970 90
---	--------------------------------	---------------

Recommended miscellaneous

	Strainer waste with control handle - Brushed Chrome	10 712 970-93
---	--	---------------

Recommended miscellaneous

	Dispenser without rosette - Brushed Chrome	82 424 970-93
---	---	---------------

META SQUARE Single-lever mixer Pull-down with spray function - Brushed Chrome

META SQUARE

33 870 861 Product version from 2/1/2023 to 10/30/2024

mm [inches]

1:5



Flow rate chart



Codes & Standards

DIN 4109

EN 1717

ISO 3822

Ü-Zeichen



META SQUARE Single-lever mixer Pull-down with spray function - Brushed Chrome

META SQUARE

33 870 861 Product version from 2/1/2023 to 10/30/2024

Certificates and sustainability

LGA_38

Belgaqua_24-005-2



Spare parts list

No.	Item Number	Name	Quantity used	Delivery time
8	09 28 30 030-93	cover	1.00	60
11	09 20 93 056 90	insert	1.00	2
15	04 21 50 010 00 90	accessories	1.00	2
13	04 28 20 067 00 90	pipe	1.00	2
4	09 28 10 160 90	ring	2.00	2
7	09 14 10 190 90	seal	1.00	2
12	04 30 04 100 00 90	hose	2.00	2
5	09 18 40 186 90	sleeve	1.00	2
9	90 20 66 027 00-93	handle	1.00	20
6	90 15 05 064 05 90	cartridge	1.00	2
1	90 12 11 148 00-93	shower	1.00	60
14	90 24 03 253 00 90	adaptor	1.00	2
10	04 30 11 040 00 90	fixing set	1.00	2
3	90 28 22 308 00-93	spout	1.00	20
2	04 30 02 120 00-93	hose	1.00	-

Spare part can no longer be ordered, please order the replacement item