

## Showerpipe with shower thermostat without hand shower FlowReduce - Matte Black SERIES SPECIFIC

34 459 979 Product version from 4/1/2024



- shower with fixed riser projection 453mm
- overhead shower: rain flow
- rain shower Ø 220 mm
- rain shower with anti-scale system
- max. rainshower flow 7 l/min
- rotary diverter with volume control and shut-off function
- slide-on rosettes Ø 70 mm
- height of fittings up to rain shower (bottom edge) 1009mm
- height of fittings up to top edge of elbow 1150mm
- gauge 150 mm - 13 mm
- metal shower hose 1750mm with integrated anti-twist protection
- 1/2" connection
- slide bar
- Pipe diameter 23.5 mm
- quick clearing
- This product can help a building meet the requirements of Green Building Rating Systems, e.g. LEED®, BREEAM®, DGNB
- WRAS

This article does not include a hand shower!

Intrinsic protection against back flow.

	Matte Black	34 459 979-33
	Chrome	34 459 979-00
	Brushed Platinum	34 459 979-06
	Platinum	34 459 979-08
	Dark Chrome	34 459 979-19
	Light Gold	34 459 979-26
	Brushed Light Gold	34 459 979-27
	Brushed Durabrass (23kt Gold)	34 459 979-28
	Brushed Dark Brass	34 459 979-39
	Brushed Bronze	34 459 979-42
	Brushed Champagne (22kt Gold)	34 459 979-46
	Champagne (22kt Gold)	34 459 979-47
	Brushed Chrome	34 459 979-93
	Brushed Dark Platinum	34 459 979-99

Showerpipe with shower thermostat without hand shower FlowReduce - Matte Black


SERIES SPECIFIC

34 459 979    Product version from 4/1/2024

Required miscellaneous

	<b>Hand shower - Matte Black</b>	28 012 979-33
---	----------------------------------	---------------


Required miscellaneous

	<b>Hand shower FlowReduce - Matte Black</b>	28 012 979-33 0010
---	---	--------------------

Required miscellaneous

	<b>Hand shower - Matte Black</b>	28 017 979-33
---	----------------------------------	---------------

Required miscellaneous

	<b>Hand shower FlowReduce - Matte Black</b>	28 018 979-33 0010
---	---	--------------------

Required miscellaneous

	<b>SERIES-VARIOUS Hand shower - Matte Black</b>	28 029 979-33
---	---	---------------

Required miscellaneous

	<b>SERIES-VARIOUS Hand shower FlowReduce - Matte Black</b>	28 025 979-33 0010
---	--	--------------------


Required miscellaneous

	<b>Hand shower - Matte Black</b>	28 018 979-33
---	----------------------------------	---------------

Required miscellaneous

	<b>Hand shower - Matte Black</b>	28 016 979-33
---	----------------------------------	---------------

Required miscellaneous

	<b>Hand shower FlowReduce - Matte Black</b>	28 016 979-33 0010
---	---	--------------------

Required miscellaneous

	<b>SERIES-VARIOUS Hand shower FlowReduce - Matte Black</b>	28 029 979-33 0010
---	--	--------------------

Required miscellaneous

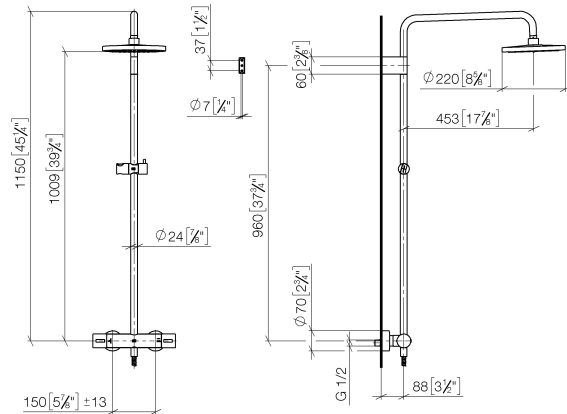
	<b>SERIES-VARIOUS Hand shower FlowReduce - Matte Black</b>	28 027 979-33 0010
---	--	--------------------

# Showerpipe with shower thermostat without hand shower FlowReduce - Matte Black SERIES SPECIFIC

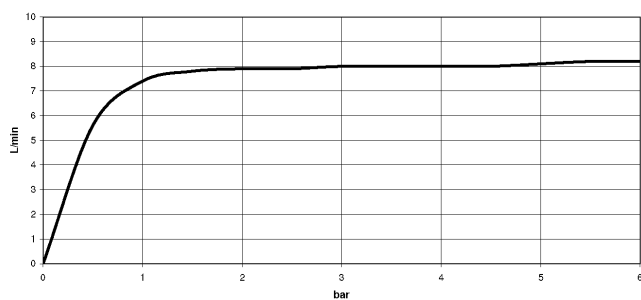
34 459 979 Product version from 4/1/2024

mm [inches]

1:10



## Flow rate chart



## Codes & Standards

DIN 4109

EN 1111

EN 1717

ISO 3822

Scottish Water  
Byelaws

UK Water Supply  
Regulations

Ü-Zeichen



Showerpipe with shower thermostat without hand shower FlowReduce - Matte      SERIES SPECIFIC  
Black

---

34 459 979    Product version from 4/1/2024

Certificates and sustainability

---

DVGW_DW- 6509DN0	Belgaqua_21-032-2	WRAS_2204	LGA_38
---------------------	-------------------	-----------	--------

# Showerpipe with shower thermostat without hand shower FlowReduce - Matte Black SERIES SPECIFIC

34 459 979 Product version from 4/1/2024

Parts for other  
finishes can be found  
here: [Chrome](#)



## Spare parts list

No.	Item Number	Name	Quantity used	Delivery time
10	28 322 970-33	Metal shower hose 1/2" x 3/8" x 1750 mm - Matte Black	1.00	2
4	90 17 11 150 00-33	holder	1.00	30
7	90 17 33 015 00-33	handle	2.00	30
6	04 17 01 250 00-33	connection	1.00	30
2	09 23 01 039 90	sieve	1.00	2
3	90 28 22 348 00-33	pipe	1.00	30
5	90 28 22 349 00-33	pipe	1.00	30
9	12 570 970-33	Slide unit - Matte Black	1.00	30
1	90 12 05 092 20-33	shower	1.00	30
8	90 14 20 026 00 90	seal	1.00	2