

MEM Concealed two-way diverter - Brushed Champagne (22kt Gold)

MEM


36 200 782

- rotary diverter
- rosette 60 x 60 mm



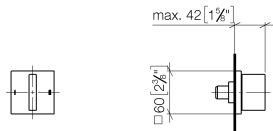
	Brushed Champagne (22kt Gold)	36 200 782-46
	Chrome	36 200 782-00
	Brushed Platinum	36 200 782-06
	Platinum	36 200 782-08
	Dark Chrome	36 200 782-19
	Brushed Durabrass (23kt Gold)	36 200 782-28
	Champagne (22kt Gold)	36 200 782-47
	Brushed Dark Platinum	36 200 782-99

Required miscellaneous

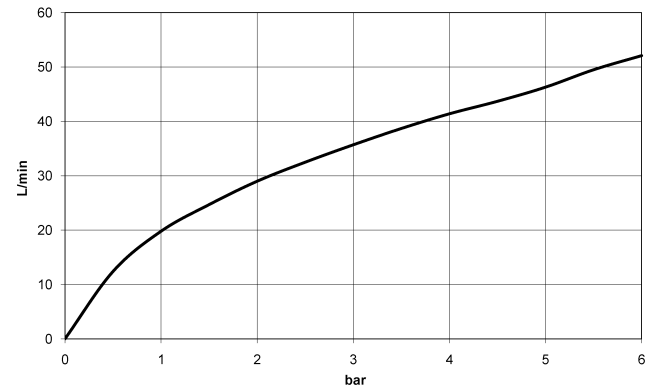
	<div>Concealed two-way diverter -</div> <div> <div>•max. recess depth 160 mm</div> <div>•min. recess depth 115 mm</div> </div>	35 202 970 90
---	--	---------------

36 200 782

mm [inches]



Flow rate chart

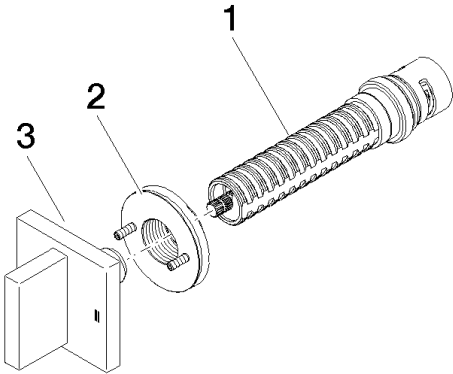


Certificates

LGA_38379.

WRAS_2307045.

36 200 782



Spare parts list

No.	Item Number	Name	Quantity used	Delivery time
1	90 90 03 304 10 90	diverter	1	2
2	90 21 02 181 00 90	disc	1	2
3	90 20 78 002 08-46	handle	1	30