





TARA Concealed three-way diverter - Brushed Platinum

TARA

36 210 882    Product version from 4/1/2022



- rotary diverter
- rosette 60 mm
- WRAS

|   |                               |               |
|---|-------------------------------|---------------|
|    | Brushed Platinum              | 36 210 882-06 |
|    | Chrome                        | 36 210 882-00 |
|    | Platinum                      | 36 210 882-08 |
|    | Dark Chrome                   | 36 210 882-19 |
|    | Brushed Durabrass (23kt Gold) | 36 210 882-28 |
|    | Matte Black                   | 36 210 882-33 |
|    | Brushed Dark Brass            | 36 210 882-39 |
|    | Brushed Bronze                | 36 210 882-42 |
|    | Brushed Champagne (22kt Gold) | 36 210 882-46 |
|   | Champagne (22kt Gold)         | 36 210 882-47 |
|  | Brushed Chrome                | 36 210 882-93 |
|  | Brushed Dark Platinum         | 36 210 882-99 |

Required miscellaneous



- Concealed three-way diverter -

•max. recess depth 160 mm

•min. recess depth 85 mm

35 203 970 90

mm [inches]



**Flow rate chart**



**Codes & Standards**

|          |          |                           |                                |
|----------|----------|---------------------------|--------------------------------|
| DIN 4109 | ISO 3822 | Scottish Water<br>Byelaws | UK Water Supply<br>Regulations |
|----------|----------|---------------------------|--------------------------------|

Ü-Zeichen



## TARA Concealed three-way diverter - Brushed Platinum

TARA

36 210 882 Product version from 4/1/2022

Certificates and sustainability

LGA\_38

WRAS\_2307



## Spare parts list

| No. | Item Number        | Name       | Quantity used | Delivery time |
|-----|--------------------|------------|---------------|---------------|
| 4   | 09 27 89 117-06    | rosette    | 1.00          | 10            |
| 5   | 09 31 11 294 90    | pin        | 1.00          | 2             |
| 7   | 09 24 05 002 90    | nipple     | 1.00          | 2             |
| 16  | 04 18 20 022 00-06 | angle      | 1.00          | 10            |
| 15  | 90 12 12 219 00-06 | base       | 1.00          | 10            |
| 12  | 04 20 88 052 10-06 | handle     | 1.00          | 10            |
| 17  | 09 20 88 052-06    | handle     | 1.00          | 10            |
| 8   | 09 29 06 022 90    | spindle    | 1.00          | 2             |
| 10  | 90 12 12 002 00 90 | fixing cap | 1.00          | 2             |
| 11  | 09 21 02 144-06    | sleeve     | 1.00          | 10            |
| 3   | 90 21 02 181 00 90 | disc       | 1.00          | 2             |
| 1   | 90 90 03 303 10 90 | diverter   | 1.00          | 2             |
| 13  | 90 30 30 075 00 90 | screw      | 1.00          | 2             |
| 9   | 90 14 10 060 00 90 | seal       | 1.00          | 2             |
| 2   | 90 23 30 023 00 90 | nut        | 1.00          | 2             |
| 6   | 90 14 15 020 03 90 | ring       | 1.00          | 2             |
| 14  | 90 30 11 029 00 90 | disc       | 1.00          | 2             |