

LULU Concealed thermostat with one function volume control - Chrome



LULU

36 425 710


Product version up to 8/24/2020




- cover plate 150 x 90 mm
- temperature control handle with safety limit stop at 38°C
- hot water temperature limiter, can be preset
- WRAS

	Chrome	36 425 710-00
	Brushed Platinum	36 425 710-06


Required miscellaneous

	Concealed thermostat with built-in isolators - •max. recess depth 136 mm •min. recess depth 80 mm	35 426 970 90
---	--	---------------


Recommended miscellaneous

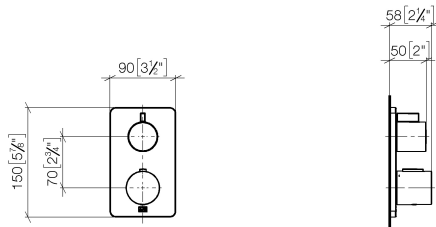
	xGRID Attachment set for integrating in the dry wall construction -	12 340 970 90
---	--	---------------

Required miscellaneous

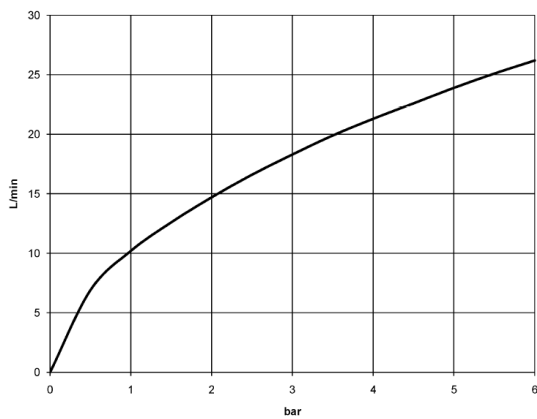
	Concealed thermostat - •max. recess depth 136 mm •min. recess depth 80 mm	35 425 970 90
---	--	---------------

Required miscellaneous

	xGRID Installation track 555 mm -	12 360 970 90
--	--	---------------



Flow rate chart



Codes & Standards

DIN 4109

EN 1111

ISO 3822

Scottish Water
Byelaws

UK Water Supply
Regulations

Ü-Zeichen

VA-Zeichen



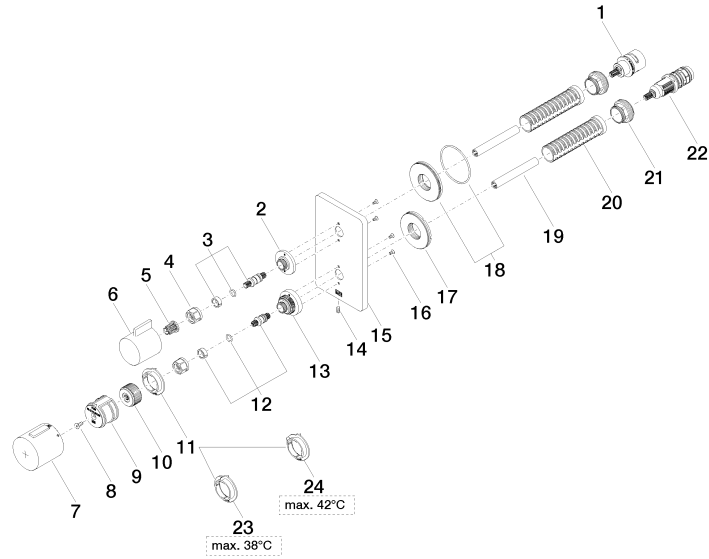
LULU Concealed thermostat with one function volume control - Chrome

LULU

36 425 710 Product version up to 8/24/2020

Certificates and sustainability

LGA_19	ETA_20	DVGW_DW-6512DN0	LGA_19	WRAS_250402
--------	--------	-----------------	--------	-------------





LULU Concealed thermostat with one function volume control - Chrome

LULU

36 425 710 Product version up to 8/24/2020

Spare parts list

No.	Item Number	Name	Quantity used	Delivery time
7	90 17 33 017 00-00	handle	1.00	10
22	90 15 02 013 00 90	cartridge	1.00	2
18	90 30 01 190 00 90	disc	1.00	2
17	09 30 01 296 90	disc	1.00	2
6	09 20 67 006-00	handle	1.00	10
13	09 12 12 051-00	base	1.00	10
21	09 24 04 257 90	nut	2.00	2
23	09 28 10 188 90	regulator	1.00	2
11	09 28 10 187 90	regulator	1.00	2
16	09 30 30 157 90	screw	4.00	2
2	09 12 12 053-00	base	1.00	10
15	09 11 02 246-00	plate	1.00	10
14	09 31 11 134 90	pin	1.00	2
5	90 12 12 002 00 90	fixing cap	1.00	2
1	90 90 03 166 00 90	top	1.00	2
10	09 12 12 054 90	base	1.00	2
24	09 28 10 189 90	regulator	1.00	2
20	90 18 40 077 01 90	spindle	2.00	2
19	90 23 01 124 00 90	sleeve	2.00	2
4	90 23 30 023 00 90	nut	2.00	2
8	90 30 30 124 00 90	screw	1.00	2
12	04 29 06 024 01-00	spindle	1.00	10
3	04 29 06 111 01-00	spindle	1.00	10
9	90 12 12 052 00 90	base	1.00	2