



IMO Wall valve anti-clockwise closing 1/2" - Dark Chrome

IMO

36 607 980



- rosette 60 x 60 mm
- head part with cut-to-length spindle and sleeve
- WRAS

	Dark Chrome	36 607 980-19
	Chrome	36 607 980-00
	Brushed Platinum	36 607 980-06
	Platinum	36 607 980-08
	Brushed Light Gold	36 607 980-27
	Brushed Durabronze (23kt Gold)	36 607 980-28
	Matte Black	36 607 980-33
	Brushed Chrome	36 607 980-93
	Brushed Dark Platinum	36 607 980-99

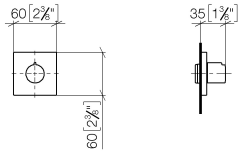


IMO Wall valve anti-clockwise closing 1/2" - Dark Chrome

IMO

36 607 980

mm [inches]



Codes & Standards

ASME A112.18.1	cUPC	DIN 4109	EN 1111
ISO 3822	Scottish Water Byelaws	UK Water Supply Regulations	Ü-Zeichen

Certificates and sustainability

WRAS_2011	LGA_29	WRAS_2010	DVGW_DW-6512DN0	IAPMO_4976 (
-----------	--------	-----------	-----------------	--------------

36 607 980

Parts for other
finishes can be found
here: [Chrome](#)

