









36 607 985



- rosette 60 x 60 mm
- head part with cut-to-length spindle and sleeve
- WRAS

| | | |
|---|----------------------------------|---------------|
|  | Dark Chrome | 36 607 985-19 |
|  | Chrome | 36 607 985-00 |
|  | Brushed Platinum | 36 607 985-06 |
|  | Platinum | 36 607 985-08 |
|  | Brushed Light Gold | 36 607 985-27 |
|  | Brushed Durabrass (23kt Gold) | 36 607 985-28 |
|  | Brushed Chrome | 36 607 985-93 |
|  | Brushed Dark Platinum | 36 607 985-99 |



SYMETRICS Wall valve anti-clockwise closing 1/2" - Dark Chrome

SYMETRICS

36 607 985

mm [inches]



Codes & Standards

| | | | |
|----------------|------------------------|-----------------------------|-----------|
| ASME A112.18.1 | cUPC | DIN 4109 | EN 1111 |
| ISO 3822 | Scottish Water Byelaws | UK Water Supply Regulations | Ü-Zeichen |

Certificates and sustainability

| | | | | |
|-----------|--------|-----------|-----------------|--------------|
| WRAS_2011 | LGA_29 | WRAS_2010 | DVGW_DW-6512DN0 | IAPMO_4976 (|
|-----------|--------|-----------|-----------------|--------------|

36 607 985

Parts for other
finishes can be found
here: [Chrome](#)

