







MADISON Shower set - Chrome

MADISON

ST 050 200 1360



- slide bar
- Pipe diameter 18 mm
- rosette Ø 60 mm
- gauge 850 mm
- metal shower hose 1750mm with integrated anti-twist protection
- shower hose connector 1/2"
- COMPACT RAIN, max. flow rate 9 l/min (at 3 bar)
- spray head Ø 64mm
- This product can help a building meet the requirements of Green Building Rating Systems, e.g. LEED®, BREEAM®, DGNB

| | | |
|--|-------------------------------|--------------------|
|  | Chrome | ST 050 200 1360-00 |
|  | Brushed Platinum | ST 050 200 1360-06 |
|  | Platinum | ST 050 200 1360-08 |
|  | Durabrand (23kt Gold) | ST 050 200 1360-09 |
|  | Brushed Durabrand (23kt Gold) | ST 050 200 1360-28 |
|  | Brushed Dark Platinum | ST 050 200 1360-99 |

Individual components of this set

You need the following components for this set



1x 28 002 970-00



1x 26 413 360-00

MADISON Shower set - Chrome
















MADISON

ST 050 200 1360



- COMPACT RAIN, max. flow rate 9 l/min (at 3 bar)
- Function from: 6 l/min
- spray head Ø 64mm
- 1/2" connection
- WRAS 240502026, 1809019

Intrinsic protection against back flow.

| | | |
|--|-------------------------------|-------------------|
|  | Chrome | 28 002 970-0 |
|  | Chrome | 28 002 970-00 001 |
|  | Gold (23.9kt) | 28 002 970-0 |
|  | Brushed Platinum | 28 002 970-0 |
|  | Brushed Platinum | 28 002 970-06 001 |
|  | Platinum | 28 002 970-0 |
|  | Platinum | 28 002 970-08 001 |
|  | Durabrass (23kt Gold) | 28 002 970-0 |
|  | Durabrass (23kt Gold) | 28 002 970-09 001 |
|  | Brushed Durabrass (23kt Gold) | 28 002 970-2 |
|  | Brushed Durabrass (23kt Gold) | 28 002 970-28 001 |
|  | Brushed Chrome | 28 002 970-9 |
|  | Brushed Chrome | 28 002 970-93 001 |
|  | Brushed Dark Platinum | 28 002 970-9 |
|  | Brushed Dark Platinum | 28 002 970-99 001 |



MADISON Shower set - Chrome

MADISON

ST 050 200 1360

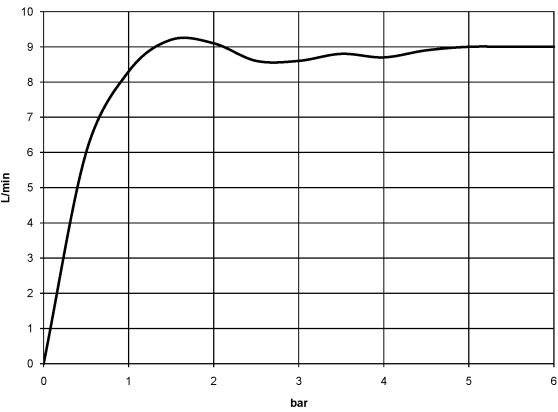
0
—
0
—
1
—
6
—
0
—
8
—
0
—
9
—
0
—
8
—
0
—
3
—
0
—
9
—
0
—

ST 050 200 1360

mm [inches]



Flow rate chart



Certificates

LGA_8

WRAS_240502



Codes & Standards

| | | | |
|----------|----------|---------------------------|--------------------------------|
| DIN 4109 | ISO 3822 | Scottish Water Byelaws | UK Water Supply Regulations |
|----------|----------|---------------------------|--------------------------------|

Ü-Zeichen





MADISON Shower set - Chrome

MADISON

ST 050 200 1360

Spare parts list

| No. | Item Number | Name | Quantity used | Delivery time |
|-----|--------------------|------|---------------|---------------|
| | 90 12 01 010 00 90 | set | 8 | 2 |

MADISON Shower set - Chrome







MADISON

ST 050 200 1360



- slide bar
- Pipe diameter 18 mm
- rosette Ø 60 mm
- gauge 850 mm
- metal shower hose 1750mm with integrated anti-twist protection
- shower hose connector 1/2"
- WRAS 2009048


This article does not include a hand shower!

| | | |
|--|-------------------------------|--------------|
|  | Chrome | 26 413 360-0 |
|  | Brushed Platinum | 26 413 360-0 |
|  | Platinum | 26 413 360-0 |
|  | Durabrass (23kt Gold) | 26 413 360-0 |
|  | Brushed Durabrass (23kt Gold) | 26 413 360-2 |
|  | Brushed Dark Platinum | 26 413 360-9 |


ST 050 200 1360

0
—
6
—
8
—
9
—
8
—
9
—


Recommended miscellaneous

| | | |
|---|--|---------------|
|  | Concealed wall elbow - •max. recess depth 163 mm •min. recess depth 90 mm | 35 085 970 90 |
|---|--|---------------|


Recommended miscellaneous

| | | |
|--|------------------------------------|---------------|
|  | MADISON Wall elbow - Chrome | 28 450 410-00 |
|--|------------------------------------|---------------|


Required miscellaneous

| | | |
|---|---|-----------------------|
|  | MADISON Hand shower FlowReduce - Chrome •spray head Ø 95mm •Hand shower see page {PAGE} •Three settings: COMPACT RAIN, COMPACT SOFT FLOW, COMPACT AQUAPRESSURE FLOW, max. flow rate l/min (at 3 bar) | 28 002 978-00 0010 |
|---|---|-----------------------|

Required miscellaneous

| | | |
|---|--|---------------|
|  | MADISON Hand shower - Chrome •spray head Ø 95mm •Hand shower see page {PAGE} •Three settings: COMPACT RAIN, COMPACT SOFT FLOW, COMPACT AQUAPRESSURE FLOW, max. flow rate l/min (at 3 bar) | 28 002 978-00 |
|---|--|---------------|

Required miscellaneous

| | | |
|--|--|-----------------------|
|  | MADISON Metal hand shower with porcelain insert (white) FlowReduce - Chrome | 28 002 970-00 0010 |
|--|--|-----------------------|

ST 050 200 1360



Certificates

IAPMO_4976

WRAS_2009



MADISON Shower set - Chrome

MADISON

ST 050 200 1360

Codes & Standards

| | | | |
|----------------|------|---------------------------|--------------------------------|
| ASME A112.18.1 | cUPC | Scottish Water Byelaws | UK Water Supply Regulations |
|----------------|------|---------------------------|--------------------------------|





MADISON Shower set - Chrome

MADISON

ST 050 200 1360

Spare parts list

| No. | Item Number | Name | Quantity used | Delivery time |
|-----|--------------------|------------|---------------|---------------|
| | 90 17 20 708 00 90 | fixing set | 17 | 2 |