

Showerpipe with shower thermostat - Matte Black

IMO

ST 050 305 1979



Fits: IMO, LULU, TARA, LISSÉ, VAIA, META

- shower with fixed riser projection 453mm
- Rain shower: PURE RAIN, max. flow rate 7 l/min (at 3 bar)
- rain shower Ø 220 mm
- rain shower with anti-scale system
- Hand shower: COMPACT RAIN, max. flow rate 15 l/min (at 3 bar)
- spray head Ø 100mm
- rotary diverter with volume control and shut-off function
- slide-on rosettes Ø 70 mm
- height of fittings up to rain shower (bottom edge) 1009mm
- height of fittings up to top edge of elbow 1150mm
- gauge 150 mm - 13 mm
- metal shower hose 1750mm with integrated anti-twist protection
- 1/2" connection
- slide bar
- Pipe diameter 23.5 mm

	Matte Black	ST 050 305 1979-33
	Chrome	ST 050 305 1979-00
	Brushed Platinum	ST 050 305 1979-06
	Platinum	ST 050 305 1979-08
	Dark Chrome	ST 050 305 1979-19
	Light Gold	ST 050 305 1979-26
	Brushed Light Gold	ST 050 305 1979-27
	Brushed Durabrass (23kt Gold)	ST 050 305 1979-28
	Brushed Bronze	ST 050 305 1979-42
	Brushed Champagne (22kt Gold)	ST 050 305 1979-46
	Champagne (22kt Gold)	ST 050 305 1979-47
	Brushed Chrome	ST 050 305 1979-93
	Brushed Dark Platinum	ST 050 305 1979-99

Individual components of this set

You need the following components for this set

1x 28 015 979-33



1x 34 459 979-33



Showerpipe with shower thermostat - Matte Black

IMO


















ST 050 305 1979



- COMPACT RAIN, max. flow rate 15 l/min (at 3 bar)
- with anti-scale system
- spray head Ø 100mm
- 1/2" connection
- WRAS 2009011

Intrinsic protection against back flow.

Fits: IMO, LULU, MADISON, MEM, TARA,
CL.1, LISSÉ, VAIA, META, CYO

	Matte Black	28 015 979-3
	Chrome	28 015 979-0
	Chrome	28 015 979-00 001
	Brushed Platinum	28 015 979-0
	Brushed Platinum	28 015 979-06 001
	Platinum	28 015 979-0
	Platinum	28 015 979-08 001
	Dark Chrome	28 015 979-1
	Dark Chrome	28 015 979-19 001
	Light Gold	28 015 979-2
	Light Gold	28 015 979-26 001
	Brushed Light Gold	28 015 979-2
	Brushed Light Gold	28 015 979-27 001
	Brushed Durabronze (23kt Gold)	28 015 979-2
	Brushed Durabronze (23kt Gold)	28 015 979-28 001
	Matte Black	28 015 979-33 001
	Brushed Bronze	28 015 979-4
	Brushed Bronze	28 015 979-42 001
	Brushed Champagne (22kt Gold)	28 015 979-4
	Brushed Champagne (22kt Gold)	28 015 979-46 001
	Champagne (22kt Gold)	28 015 979-4
	Champagne (22kt Gold)	28 015 979-47 001
	Brushed Chrome	28 015 979-9
	Brushed Chrome	28 015 979-93 001
	Brushed Dark Platinum	28 015 979-9
	Brushed Dark Platinum	28 015 979-99 001

ST 050 305 1979

:3
—
0
—
0
—
6
—
0
—
8
—
0
—
9
—
0
—
6
—
0
—
7
—
0
—
8
—
0
—
0
—
2
—
0
—
6
—
0
—
7
—
0
—
3
—
0
—
9
—
0
—

Showerpipe with shower thermostat - Matte Black

IMO

ST 050 305 1979

mm [inches]



Flow rate chart



Certificates

WRAS_2009	DVGW_DW-6517DN0	LGA_29
-----------	-----------------	--------

Codes & Standards

DIN 4109	EN 1112	ISO 3822	Scottish Water Byelaws
UK Water Supply Regulations	Ü-Zeichen		

Product version from 4/1/2024

Parts for other
finishes can be found
here: [Chrome](#)





Showerpipe with shower thermostat - Matte Black

IMO

ST 050 305 1979

Spare parts list

Product version from 4/1/2024

No.	Item Number	Name	Quantity used	Delivery time
	09 23 01 039 90	sieve	1	2

Showerpipe with shower thermostat - Matte Black

IMO

ST 050 305 1979



Fits: IMO, LULU, TARA, LISSÉ, VAIA, META

- shower with fixed riser projection 453mm
- overhead shower: rain flow
- rain shower Ø 220 mm
- rain shower with anti-scale system
- max. rainshower flow 7 l/min
- rotary diverter with volume control and shut-off function
- slide-on rosettes Ø 70 mm
- height of fittings up to rain shower (bottom edge) 1009mm
- height of fittings up to top edge of elbow 1150mm
- gauge 150 mm - 13 mm
- metal shower hose 1750mm with integrated anti-twist protection
- 1/2" connection
- slide bar
- Pipe diameter 23.5 mm
- quick clearing
- This product can help a building meet the requirements of Green Building Rating Systems, e.g. LEED®, BREEAM®, DGNB
- WRAS 2204013

This article does not include a hand shower!

Intrinsic protection against back flow.

	Matte Black	34 459 979-3
	Chrome	34 459 979-0
	Brushed Platinum	34 459 979-0
	Platinum	34 459 979-0
	Dark Chrome	34 459 979-1
	Light Gold	34 459 979-2
	Brushed Light Gold	34 459 979-2
	Brushed Durabronze (23kt Gold)	34 459 979-2
	Brushed Bronze	34 459 979-4
	Brushed Champagne (22kt Gold)	34 459 979-4
	Champagne (22kt Gold)	34 459 979-4
	Brushed Chrome	34 459 979-9
	Brushed Dark Platinum	34 459 979-9

ST 050 305 1979

:3
—
0
—
6
—
8
—
9
—
6
—
:7
—
:8
—
2
—
6
—
.7
—
13
—
19
—

Showerpipe with shower thermostat - Matte Black


IMO

ST 050 305 1979


Required miscellaneous

	Hand shower - Matte Black	28 016 979-33
---	----------------------------------	---------------


Required miscellaneous

	Hand shower FlowReduce - Matte Black	28 016 979-33 0010
---	---	--------------------

Required miscellaneous

	Hand shower FlowReduce - Matte Black	28 012 979-33 0010
---	---	--------------------

Required miscellaneous

	Hand shower FlowReduce - Matte Black	28 018 979-33 0010
---	---	--------------------

Required miscellaneous

	SERIES-VARIOUS Hand shower - Matte Black	28 029 979-33 0010
---	---	--------------------

Required miscellaneous

	SERIES-VARIOUS Hand shower - Matte Black	28 027 979-33 0010
---	---	--------------------

Required miscellaneous

	Hand shower - Matte Black	28 012 979-33
---	----------------------------------	---------------

Required miscellaneous

	Hand shower - Matte Black	28 017 979-33
---	----------------------------------	---------------

Required miscellaneous

	Hand shower - Matte Black	28 018 979-33
---	----------------------------------	---------------

Required miscellaneous

	SERIES-VARIOUS Hand shower - Matte Black	28 029 979-33
---	---	---------------

Required miscellaneous

	SERIES-VARIOUS Hand shower - Matte Black	28 025 979-33 0010
---	---	--------------------

ST 050 305 1979



Flow rate chart



Certificates

WRAS_2204

DVGW_DW-
6509DN0

Belgaqua_21-032-2 LGA_38



Showerpipe with shower thermostat - Matte Black

IMO

ST 050 305 1979

Codes & Standards

DIN 4109	EN 1111	EN 1717	ISO 3822
Scottish Water Byelaws	UK Water Supply Regulations	Ü-Zeichen	

Product version from 4/1/2024

Parts for other
finishes can be found
here: [Chrome](#)





Showerpipe with shower thermostat - Matte Black

IMO

ST 050 305 1979

Spare parts list

Product version from 4/1/2024

No.	Item Number	Name	Quantity used	Delivery time
	90 12 05 092 20-33	shower	11	30