

Showerpipe with shower thermostat - Brushed Dark Platinum


IMO

ST 050 305 2979



Fits: IMO, LULU, TARA, LISSÉ, VAIA, META, CYO

- shower with fixed riser projection 453mm
- Rain shower: PURE RAIN, max. flow rate 7 l/min (at 3 bar)
- rain shower Ø 220 mm
- rain shower with anti-scale system
- Hand shower: COMPACT RAIN, max. flow rate 15 l/min (at 3 bar)
- spray head Ø 100mm
- rotary diverter with volume control and shut-off function
- slide-on rosettes Ø 70 mm
- height of fittings up to rain shower (bottom edge) 1009mm
- height of fittings up to top edge of elbow 1150mm
- gauge 150 mm - 13 mm
- metal shower hose 1750mm with integrated anti-twist protection
- 1/2" connection
- slide bar
- Pipe diameter 23.5 mm

| | | |
|--|--------------------------------|--------------------|
|  | Brushed Dark Platinum | ST 050 305 2979-99 |
|  | Chrome | ST 050 305 2979-00 |
|  | Brushed Platinum | ST 050 305 2979-06 |
|  | Platinum | ST 050 305 2979-08 |
|  | Dark Chrome | ST 050 305 2979-19 |
|  | Brushed Durabronze (23kt Gold) | ST 050 305 2979-28 |
|  | Matte Black | ST 050 305 2979-33 |
|  | Brushed Champagne (22kt Gold) | ST 050 305 2979-46 |
|  | Champagne (22kt Gold) | ST 050 305 2979-47 |

Individual components of this set

You need the following components for this set

1x 28 015 979-99



1x 34 459 979-99



Showerpipe with shower thermostat - Brushed Dark Platinum

IMO

ST 050 305 2979



- COMPACT RAIN, max. flow rate 15 l/min (at 3 bar)
- with anti-scale system
- spray head Ø 100mm
- 1/2" connection
- WRAS 2009011

Intrinsic protection against back flow.

Fits: IMO, LULU, MADISON, MEM, TARA,
CL.1, LISSÉ, VAIA, META, CYO

| | | |
|--|-------------------------------|-------------------|
| | Brushed Dark Platinum | 28 015 979-9 |
| | Chrome | 28 015 979-0 |
| | Chrome | 28 015 979-00 001 |
| | Brushed Platinum | 28 015 979-0 |
| | Brushed Platinum | 28 015 979-06 001 |
| | Platinum | 28 015 979-0 |
| | Platinum | 28 015 979-08 001 |
| | Dark Chrome | 28 015 979-1 |
| | Dark Chrome | 28 015 979-19 001 |
| | Light Gold | 28 015 979-2 |
| | Light Gold | 28 015 979-26 001 |
| | Brushed Light Gold | 28 015 979-2 |
| | Brushed Light Gold | 28 015 979-27 001 |
| | Brushed Durabrass (23kt Gold) | 28 015 979-2 |
| | Brushed Durabrass (23kt Gold) | 28 015 979-28 001 |
| | Matte Black | 28 015 979-3 |
| | Matte Black | 28 015 979-33 001 |
| | Brushed Bronze | 28 015 979-4 |
| | Brushed Bronze | 28 015 979-42 001 |
| | Brushed Champagne (22kt Gold) | 28 015 979-4 |
| | Brushed Champagne (22kt Gold) | 28 015 979-46 001 |
| | Champagne (22kt Gold) | 28 015 979-4 |
| | Champagne (22kt Gold) | 28 015 979-47 001 |
| | Brushed Chrome | 28 015 979-9 |
| | Brushed Chrome | 28 015 979-93 001 |
| | Brushed Dark Platinum | 28 015 979-99 001 |

ST 050 305 2979

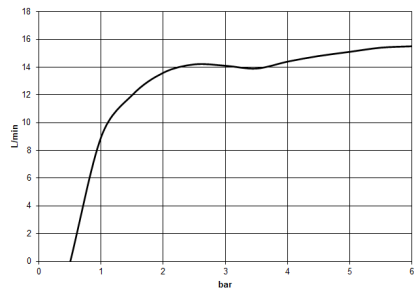
19
—
10
—
0
—
16
—
0
—
18
—
0
—
9
—
0
—
16
—
0
—
17
—
0
—
18
—
0
—
13
—
0
—
2
—
0
—
6
—
0
—
7
—
0
—
13
—
0
—
0
—

ST 050 305 2979

mm [inches]



Flow rate chart



Certificates

| | | |
|-----------|-----------------|--------|
| WRAS_2009 | DVGW_DW-6517DN0 | LGA_29 |
|-----------|-----------------|--------|

Codes & Standards

| | | | |
|--------------------------------|-----------|----------|---------------------------|
| DIN 4109 | EN 1112 | ISO 3822 | Scottish Water Byelaws |
| UK Water Supply Regulations | Ü-Zeichen | | |

Product version from 4/1/2024

Parts for other
finishes can be found
here: [Chrome](#)





Showerpipe with shower thermostat - Brushed Dark Platinum

IMO

ST 050 305 2979

Spare parts list

Product version from 4/1/2024

| No. | Item Number | Name | Quantity used | Delivery time |
|-----|-----------------|-------|---------------|---------------|
| | 09 23 01 039 90 | sieve | 1 | 2 |

Showerpipe with shower thermostat - Brushed Dark Platinum

IMO

ST 050 305 2979



Fits: IMO, LULU, TARA, LISSÉ, VAIA, META

- shower with fixed riser projection 453mm
- overhead shower: rain flow
- rain shower Ø 220 mm
- rain shower with anti-scale system
- max. rainshower flow 7 l/min
- rotary diverter with volume control and shut-off function
- slide-on rosettes Ø 70 mm
- height of fittings up to rain shower (bottom edge) 1009mm
- height of fittings up to top edge of elbow 1150mm
- gauge 150 mm - 13 mm
- metal shower hose 1750mm with integrated anti-twist protection
- 1/2" connection
- slide bar
- Pipe diameter 23.5 mm
- quick clearing
- This product can help a building meet the requirements of Green Building Rating Systems, e.g. LEED®, BREEAM®, DGNB
- WRAS 2204013

This article does not include a hand shower!

Intrinsic protection against back flow.

| | | |
|--|-------------------------------|--------------|
|  | Brushed Dark Platinum | 34 459 979-9 |
|  | Chrome | 34 459 979-0 |
|  | Brushed Platinum | 34 459 979-0 |
|  | Platinum | 34 459 979-0 |
|  | Dark Chrome | 34 459 979-1 |
|  | Light Gold | 34 459 979-2 |
|  | Brushed Light Gold | 34 459 979-2 |
|  | Brushed Durabrass (23kt Gold) | 34 459 979-2 |
|  | Matte Black | 34 459 979-3 |
|  | Brushed Bronze | 34 459 979-4 |
|  | Brushed Champagne (22kt Gold) | 34 459 979-4 |
|  | Champagne (22kt Gold) | 34 459 979-4 |
|  | Brushed Chrome | 34 459 979-9 |

ST 050 305 2979

9
—
0
—
6
—
8
—
9
—
6
—
7
—
8
—
3
—
2
—
6
—
7
—
3
—

Showerpipe with shower thermostat - Brushed Dark Platinum

IMO

ST 050 305 2979


Required miscellaneous

| | | |
|---|---|-----------------------|
|  | Hand shower FlowReduce - Brushed Dark Platinum | 28 012 979-99 0010 |
|---|---|-----------------------|


Required miscellaneous

| | | |
|---|--|---------------|
|  | Hand shower - Brushed Dark Platinum | 28 016 979-99 |
|---|--|---------------|

Required miscellaneous

| | | |
|---|---|-----------------------|
|  | Hand shower FlowReduce - Brushed Dark Platinum | 28 016 979-99 0010 |
|---|---|-----------------------|

Required miscellaneous

| | | |
|---|---|-----------------------|
|  | Hand shower FlowReduce - Brushed Dark Platinum | 28 018 979-99 0010 |
|---|---|-----------------------|

Required miscellaneous

| | | |
|---|---|-----------------------|
|  | SERIES-VARIOUS Hand shower - Brushed Dark Platinum | 28 029 979-99 0010 |
|---|---|-----------------------|

Required miscellaneous

| | | |
|---|---|-----------------------|
|  | SERIES-VARIOUS Hand shower - Brushed Dark Platinum | 28 027 979-99 0010 |
|---|---|-----------------------|

Required miscellaneous

| | | |
|---|--|---------------|
|  | Hand shower - Brushed Dark Platinum | 28 017 979-99 |
|---|--|---------------|

Required miscellaneous

| | | |
|---|--|---------------|
|  | Hand shower - Brushed Dark Platinum | 28 012 979-99 |
|---|--|---------------|

Required miscellaneous

| | | |
|---|--|---------------|
|  | Hand shower - Brushed Dark Platinum | 28 018 979-99 |
|---|--|---------------|

Required miscellaneous

| | | |
|---|---|---------------|
|  | SERIES-VARIOUS Hand shower - Brushed Dark Platinum | 28 029 979-99 |
|---|---|---------------|

Required miscellaneous

| | | |
|---|---|-----------------------|
|  | SERIES-VARIOUS Hand shower - Brushed Dark Platinum | 28 025 979-99 0010 |
|---|---|-----------------------|

ST 050 305 2979



Flow rate chart



Certificates

WRAS_2204

DVGW_DW-
6509DN0

Belgaqua_21-032-2 LGA_38

Codes & Standards

| | | | |
|---------------------------|--------------------------------|-----------|----------|
| DIN 4109 | EN 1111 | EN 1717 | ISO 3822 |
| Scottish Water Byelaws | UK Water Supply Regulations | Ü-Zeichen | |

Product version from 4/1/2024

Parts for other
finishes can be found
here: [Chrome](#)





Showerpipe with shower thermostat - Brushed Dark Platinum

IMO

ST 050 305 2979

Spare parts list

Product version from 4/1/2024

| No. | Item Number | Name | Quantity used | Delivery time |
|-----|--------------------|--------|---------------|---------------|
| | 90 12 05 092 20-99 | shower | 11 | 30 |