

CL.1 Deck valve anti-clockwise closing hot - Dark Chrome

CL.1

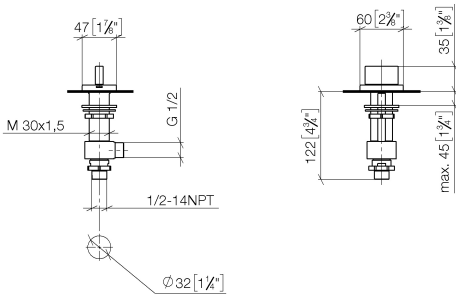
20 004 706 Product version from 3/9/2015



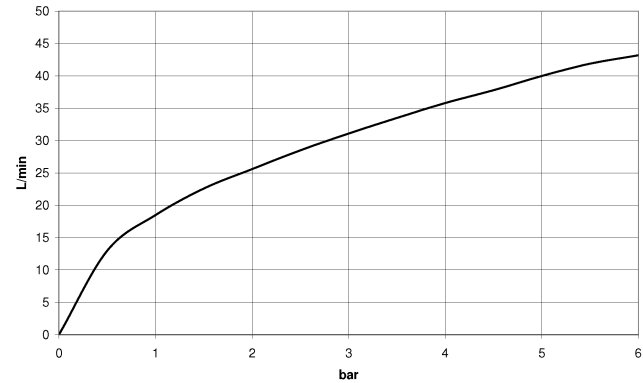
- hole diameter 32 mm
- rosette 60 x 47 mm
- with hot marking
- WRAS

	Dark Chrome	20 004 706-19
	Chrome	20 004 706-00
	Brushed Platinum	20 004 706-06
	Brushed Champagne (22kt Gold)	20 004 706-46
	Champagne (22kt Gold)	20 004 706-47
	Brushed Dark Platinum	20 004 706-99

mm [inches]



Flow rate chart



Codes & Standards

ASME A112.18.1	cUPC	DIN 4109	ISO 3822
NSF372	NSF61	Scottish Water Byelaws	UK Water Supply Regulations

Ü-Zeichen



CL.1 Deck valve anti-clockwise closing hot - Dark Chrome

CL.1

20 004 706 Product version from 3/9/2015

Certificates and sustainability

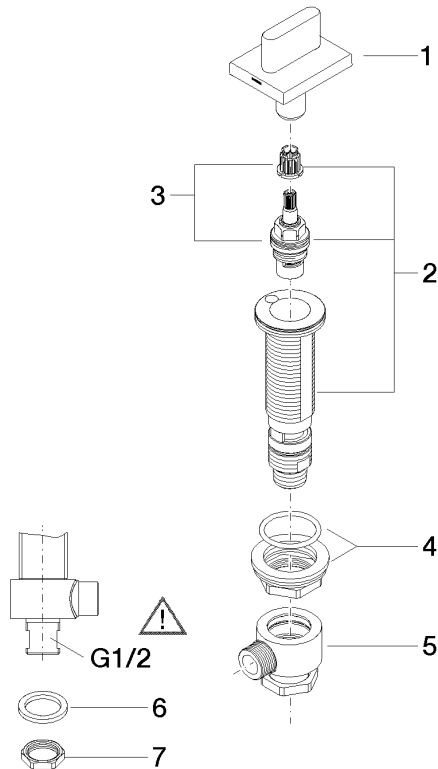
IAPMO_N-4	LGA_28	IAPMO_4976	IAPMO_6	WRAS_240202
-----------	--------	------------	---------	-------------

CL.1 Deck valve anti-clockwise closing hot - Dark Chrome

CL.1

20 004 706 Product version from 3/9/2015

Parts for other
finishes can be found
here: [Chrome](#)



Spare parts list

No.	Item Number	Name	Quantity used	Delivery time
5	04 17 11 023 10 90	distributor	1.00	2
4	04 23 10 032 78 90	fixing set	1.00	2
7	09 30 11 059 90	disc	1.00	2
3	90 90 03 152 00 90	top	1.00	2
8	09 23 10 012 90	nut	1.00	2
1	90 20 70 051 07-19	handle (hot)	1.00	20
2	04 17 11 058 52 90	side panel	1.00	2
6	90 23 30 040 00-19	threaded connector	1.00	-

Spare part can no longer be ordered, please order the replacement item