






Deck valve anti-clockwise closing cold - Champagne (22kt Gold)
SERIES SPECIFIC

20 004 716
Product version from 6/1/2015

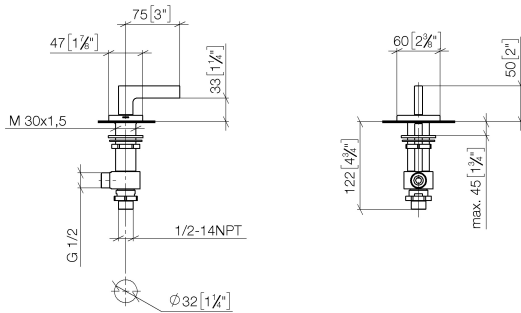


- hole diameter 32 mm
- rosette 60 x 47 mm
- with cold marking

|   |                               |               |
|---|-------------------------------|---------------|
|  | Champagne (22kt Gold)         | 20 004 716-47 |
|  | Chrome                        | 20 004 716-00 |
|  | Brushed Platinum              | 20 004 716-06 |
|  | Brushed Champagne (22kt Gold) | 20 004 716-46 |
|  | Brushed Dark Platinum         | 20 004 716-99 |

20 004 716 Product version from 6/1/2015

mm [inches]



### Flow rate chart



### Codes & Standards

DIN 4109

ISO 3822

NSF372

NSF61

### Ü-Zeichen



Deck valve anti-clockwise closing cold - Champagne (22kt Gold)

SERIES SPECIFIC

---

20 004 716    Product version from 6/1/2015

Certificates and sustainability

---

IAPMO\_N-4

LGA\_28

IAPMO\_6

20 004 716 Product version from 6/1/2015

Parts for other  
finishes can be found  
here: [Chrome](#)



## Spare parts list

| No. | Item Number        | Name            | Quantity used | Delivery time |
|-----|--------------------|-----------------|---------------|---------------|
| 1   | 90 20 70 057 03-47 | handle ( cold ) | 1.00          | 30            |
| 5   | 04 17 11 023 10 90 | distributor     | 1.00          | 2             |
| 3   | 90 90 03 152 00 90 | top             | 1.00          | 2             |
| 6   | 09 30 11 059 90    | disc            | 1.00          | 2             |
| 4   | 04 23 10 032 78 90 | fixing set      | 1.00          | 2             |
| 2   | 04 17 11 058 52 90 | side panel      | 1.00          | 2             |
| 7   | 09 23 10 012 90    | nut             | 1.00          | 2             |