




META Single-lever basin mixer with stand pipe without pop-up waste - Brushed Platinum

META

22 584 660 Product version from 5/1/2022



- 196mm projection
- fixed spout
- circular, air-enriched flow
- total height 1033 - 1103 mm
- height up to aerator 951 – 1021 mm
- rosette Ø 135 mm
- max. flow 5.7 l/min
- lead-free
- This product can help a building meet the requirements of Green Building Rating Systems, e.g. LEED®, BREEAM®, DGNB
- WRAS

	Brushed Platinum	22 584 660-06
	Chrome	22 584 660-00
	Dark Chrome	22 584 660-19
	Light Gold	22 584 660-26
	Brushed Light Gold	22 584 660-27
	Matte Black	22 584 660-33
	Brushed Dark Brass	22 584 660-39
	Brushed Bronze	22 584 660-42
	Brushed Champagne (22kt Gold)	22 584 660-46
	Champagne (22kt Gold)	22 584 660-47
	Brushed Chrome	22 584 660-93
	Brushed Dark Platinum	22 584 660-99

Required miscellaneous



- Concealed floor mounting -**
- max. recess depth 150 mm
 - min. recess depth 80 mm

35 945 970 90

Required miscellaneous



- Concealed floor mounting -**
- max. recess depth 150 mm
 - min. recess depth 80 mm

35 945 970 90

META Single-lever basin mixer with stand pipe without pop-up waste - Brushed Platinum

META

22 584 660 Product version from 5/1/2022
mm [inches]



Flow rate chart



Codes & Standards

DIN 4109

ISO 3822

Scottish Water
Byelaws

UK Water Supply
Regulations

Ü-Zeichen



META Single-lever basin mixer with stand pipe without pop-up waste - Brushed Platinum

META

22 584 660 Product version from 5/1/2022

Certificates and sustainability

LGA_38

WRAS_240102



Spare parts list

No.	Item Number	Name	Quantity used	Delivery time
4	09 24 04 266 90	nut	1.00	2
10	04 31 11 002 00 90	pin	1.00	2
13	09 14 10 084 90	seal	2.00	2
6	90 11 06 216 00-06	spout	1.00	10
12	09 27 88 005-06	rosette	1.00	10
9	04 28 22 022 10 90	connection	2.00	2
3	09 14 10 091 90	seal	1.00	2
14	09 14 10 018 90	seal	1.00	2
8	09 14 10 139 90	seal	2.00	2
5	90 15 05 044 00 90	cartridge	1.00	2
2	09 28 30 041-06	cover	1.00	10
7	09 30 30 111 90	screw	1.00	2
1	90 20 66 002 00-06	handle	1.00	10
11	90 28 22 574 00-06	pipe	1.00	10