

Single-lever bath mixer with stand pipe for free-standing assembly with hand shower set - Brushed Bronze













SERIES SPECIFIC

25 863 661 Product version from 10/1/2023



- spout: circular, air-enriched flow
- max. flow 19.5 l/min at 3 bar flow pressure
- Hand shower: COMPACT RAIN, max. flow rate 6.8 l/min (at 3 bar)
- bar-type hand shower with anti-scale system
- pivotable spout 360°
- 281mm projection
- wall bracket
- automatic bath/shower diverter
- total height 1031 - 1101 mm
- stand pipe height 565 - 635 mm
- height up to aerator 899 – 969 mm
- slide-on rosettes Ø 135 mm
- metal shower hose 1250mm with integrated anti-twist protection
- WRAS

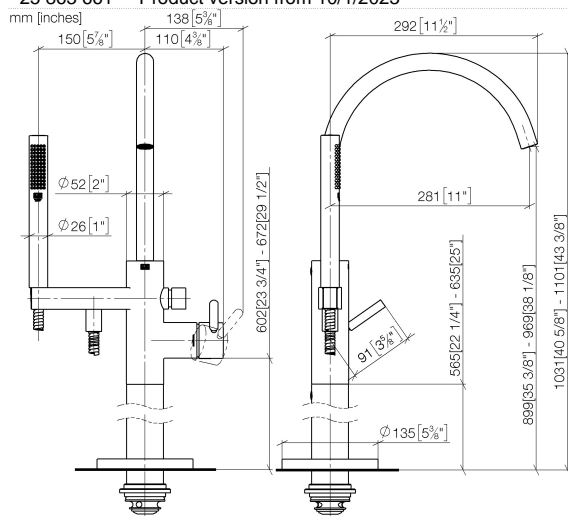
Intrinsic protection against back flow.

	Brushed Bronze	25 863 661-42
	Chrome	25 863 661-00
	Brushed Platinum	25 863 661-06
	Dark Chrome	25 863 661-19
	Light Gold	25 863 661-26
	Brushed Light Gold	25 863 661-27
	Brushed Durabronze (23kt Gold)	25 863 661-28
	Matte Black	25 863 661-33
	Brushed Dark Brass	25 863 661-39
	Brushed Champagne (22kt Gold)	25 863 661-46
	Champagne (22kt Gold)	25 863 661-47
	Brushed Chrome	25 863 661-93
	Brushed Dark Platinum	25 863 661-99

Single-lever bath mixer with stand pipe for free-standing assembly with hand shower set - Brushed Bronze

SERIES SPECIFIC

25 863 661 Product version from 10/1/2023



Flow rate chart



Codes & Standards

ASME A112.18.1

cUPC



Single-lever bath mixer with stand pipe for free-standing assembly with hand shower set - Brushed Bronze

SERIES SPECIFIC

25 863 661 Product version from 10/1/2023

Certificates and sustainability

IAPMO_4976

Single-lever bath mixer with stand pipe for free-standing assembly with hand shower set - Brushed Bronze

SERIES SPECIFIC

25 863 661 Product version from 10/1/2023

Parts for other
finishes can be found
here: [Chrome](#)





Single-lever bath mixer with stand pipe for free-standing assembly with hand shower set - Brushed Bronze

SERIES SPECIFIC

25 863 661 Product version from 10/1/2023

Spare parts list

No.	Item Number	Name	Quantity used	Delivery time
8	90 16 02 023 00 90	spring	1.00	2
32	09 14 10 018 90	seal	1.00	2
28	04 28 22 030 00-42	pipe	1.00	60
7	09 24 03 153 20-42	nipple	1.00	-
Spare part can no longer be ordered, please order the replacement item				
6	90 14 10 010 00 90	seal	3.00	2
31	09 14 10 084 90	seal	1.00	2
14	04 31 20 036 00 90	plug	2.00	2
5	90 23 01 141 00 90	back-flow preventer	1.00	2
24	09 24 03 152 20-42	adaptor	1.00	-
Spare part can no longer be ordered, please order the replacement item				
2	90 30 02 072 00-42	hose	1.00	30
4	09 31 11 058 90	pin	1.00	2
25	09 30 30 111 90	screw	1.00	2
22	90 20 66 005 00-42	handle	1.00	30
17	09 20 88 002-42	handle	1.00	60
11	90 21 02 069 00-42	cover	1.00	30
3	09 18 40 118 90	sleeve	1.00	2
30	90 14 10 129 00 90	seal	1.00	2
29	09 27 88 007-42	rosette	1.00	60
26	09 14 10 139 90	seal	2.00	2
23	04 31 20 039 11 90	plug	1.00	2
20	09 14 10 037 90	seal	1.00	2
19	09 24 04 298 90	nut	1.00	2
18	90 15 05 039 00 90	cartridge	1.00	2
12	90 14 20 026 00 90	seal	1.00	2
10	09 24 03 069 90	nipple	1.00	2
27	04 28 22 025 00 90	connection	2.00	2
21	09 28 30 036-42	cover	1.00	60
15	09 14 10 112 90	seal	1.00	2
9	09 31 09 102 20-42	pull-rod	1.00	-
Spare part can no longer be ordered, please order the replacement item				
16	09 21 34 081 20-42	nipple	1.00	60
13	90 28 22 327 01-42	spout	1.00	30
1	90 12 11 140 41-42	shower	1.00	30