


IMO Three-hole single-lever bath mixer for bath rim or tile edge installation -  
Brushed Dark Platinum

IMO

27 412 670



- 224mm projection
- spout: cascade
- max. flow 19.2 l/min at 3 bar flow pressure
- Hand shower: COMPACT RAIN, max. flow rate 6.8 l/min (at 3 bar)
- complete hand shower set with anti-scale system
- automatic bath/shower diverter
- height of mixer 110 mm
- height up to aerator 138 mm
- hole diameter spout 32 mm
- single-lever mixer hole diameter 35 mm
- hole diameter for complete hand shower set 32 mm
- rosette for mixer 60 x 60mm
- rosette for spout 60 x 60mm
- rosette for complete hand shower set 60 x 60mm
- metal shower hose 2250mm with integrated anti-twist protection

Brushed Dark Platinum

27 412 670-99

Chrome

27 412 670-00

Brushed Platinum

27 412 670-06

Dark Chrome

27 412 670-19

Brushed Light Gold

27 412 670-27

Matte Black


27 412 670-33

Brushed Chrome

27 412 670-93

Intrinsic protection against back flow.


Recommended miscellaneous



Perfecto installation kit -

12 614 970 90

Recommended miscellaneous



Decorative caps for Perfecto -  
Brushed Dark Platinum

• 1 pair

12 801 970-99

We reserve the right to change designs, product range and technical specifications without prior notice.  
More information can be found at: [www.dornbracht.com](http://www.dornbracht.com) +49 (0) 2371 8899 900 [mail@dornbracht.com](mailto:mail@dornbracht.com)

1/4

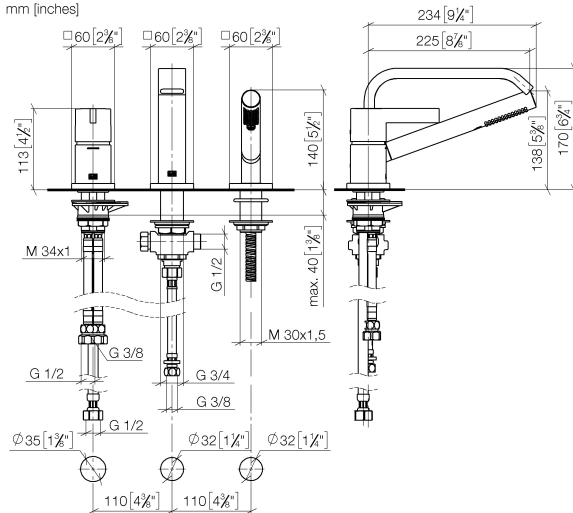
7/12/2025

## IMO Three-hole single-lever bath mixer for bath rim or tile edge installation - Brushed Dark Platinum

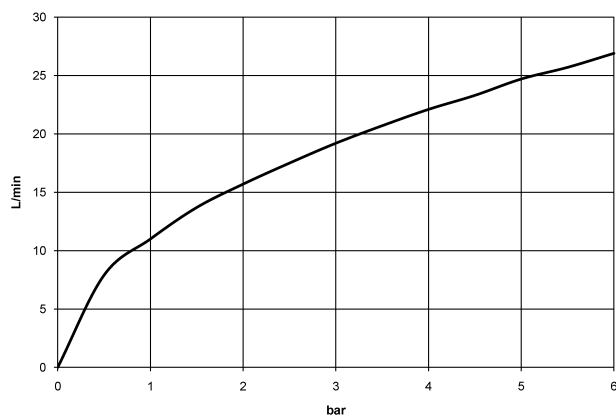
IMO

27 412 670

mm [inches]



### Flow rate chart



### Codes & Standards

EN 1717



## IMO Three-hole single-lever bath mixer for bath rim or tile edge installation - Brushed Dark Platinum

---

IMO

27 412 670

Certificates and sustainability

---

Belgaqua\_24-008-2

## IMO Three-hole single-lever bath mixer for bath rim or tile edge installation - Brushed Dark Platinum

IMO

27 412 670

