

# MADISON Bath shower set for bath rim or tile edge installation - Brushed Dark Platinum

MADISON

27 502 360



- spout: circular, air-enriched flow
- max. spout flow rate 23 l/min
- Hand shower: COMPACT RAIN, max. flow rate 6.8 l/min (at 3 bar)
- complete hand shower set with anti-scale system
- 225mm projection
- automatic bath/shower diverter
- height of mixer 185 mm
- height up to aerator 140 mm
- hole diameter valve 32 mm
- hole diameter spout 32 mm
- hole diameter for complete hand shower set 32 mm
- rosette for complete hand shower set Ø 55mm
- rosette for deck valve Ø 55mm
- metal shower hose 1750mm with integrated anti-twist protection

Intrinsic protection against back flow.

|  |                               |               |
|--|-------------------------------|---------------|
|  | Brushed Dark Platinum         | 27 502 360-99 |
|  | Chrome                        | 27 502 360-00 |
|  | Brushed Platinum              | 27 502 360-06 |
|  | Platinum                      | 27 502 360-08 |
|  | Durabrand (23kt Gold)         | 27 502 360-09 |
|  | Brushed Durabrand (23kt Gold) | 27 502 360-28 |

## Recommended miscellaneous



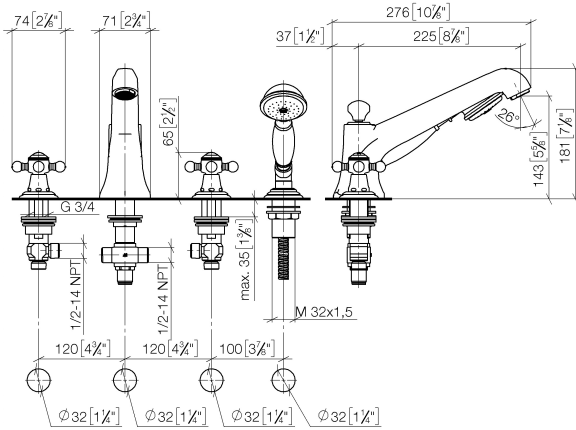
**Perfecto installation kit -** 12 614 970 90

## Recommended miscellaneous

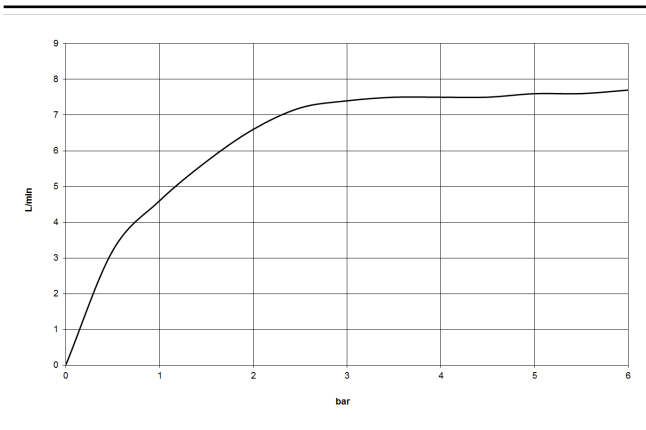


**Decorative caps for Perfecto - Brushed Dark Platinum** 12 801 970-99  
• 1 pair

27 502 360  
mm [inches]



**Flow rate chart**

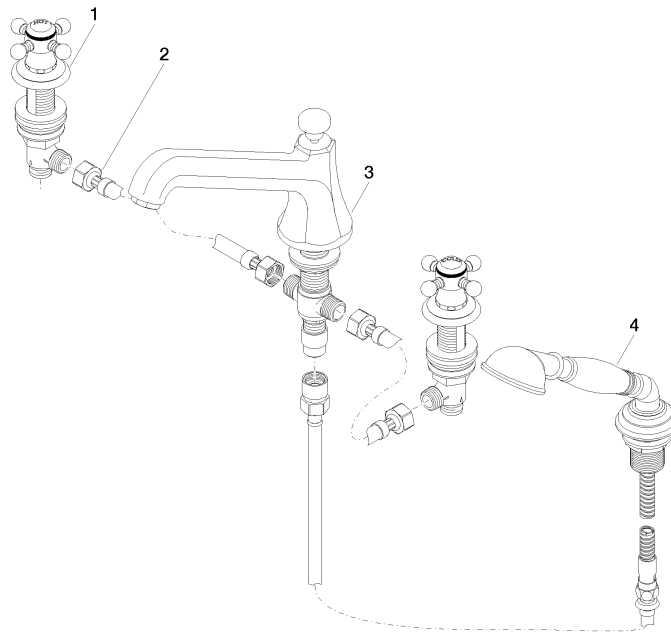


**Certificates**

LGA\_8028.

Belgaqua\_21-380-  
27\_4.

27 502 360



**Spare parts list**

| No.  | Item Number   | Name   | Quantity used | Delivery time |
|--|---------------|--|---------------|---------------|
| 1  | 20 000 360-99 | MADISON Deck valve clockwise closing cold or hot - Brushed Dark Platinum               | 2             | -             |
| Spare part can no longer be ordered, please order the replacement item |               |  |               |               |
| 2  | 12 502 970 90 | High pressure hose 1/2" x 1/2" x 400 mm -  | 2             | 2             |
| 3  | 13 502 380-99 | spout  | 1             | 60            |
| 4  | 27 703 360-99 | MADISON Hand shower set for bath rim or tile edge installation - Brushed Dark Platinum | 1             | -             |
| Spare part can no longer be ordered, please order the replacement item |               |  |               |               |