

















MADISON Metal hand shower with porcelain insert (white) - Brushed Dark Brass

MADISON

28 002 970    Product version from 7/1/2025



- spray head Ø 64mm
  - COMPACT RAIN, max. flow rate 9 l/min (at 3 bar)
  - Function from: 6 l/min
  - 1/2" connection
  - WRAS
- Intrinsic protection against back flow.

|   |                               |                    |
|---|-------------------------------|--------------------|
|    | Brushed Dark Brass            | 28 002 970-39      |
|    | Chrome                        | 28 002 970-00      |
|    | Chrome                        | 28 002 970-00 0010 |
|    | Gold (23.9kt)                 | 28 002 970-01      |
|    | Brushed Platinum              | 28 002 970-06      |
|    | Brushed Platinum              | 28 002 970-06 0010 |
|    | Platinum                      | 28 002 970-08      |
|    | Platinum                      | 28 002 970-08 0010 |
|    | Durabrass (23kt Gold)         | 28 002 970-09      |
|   | Durabrass (23kt Gold)         | 28 002 970-09 0010 |
|  | Brushed Durabrass (23kt Gold) | 28 002 970-28      |
|  | Brushed Durabrass (23kt Gold) | 28 002 970-28 0010 |
|  | Brushed Dark Brass            | 28 002 970-39 0010 |
|  | Brushed Chrome                | 28 002 970-93      |
|  | Brushed Chrome                | 28 002 970-93 0010 |
|  | Brushed Dark Platinum         | 28 002 970-99      |
|  | Brushed Dark Platinum         | 28 002 970-99 0010 |

MADISON Metal hand shower with porcelain insert (white) - Brushed Dark Brass

MADISON

28 002 970

Product version from 7/1/2025

mm [inches]



Flow rate chart



Codes & Standards

|          |          |                        |                             |
|----------|----------|------------------------|-----------------------------|
| DIN 4109 | ISO 3822 | Scottish Water Byelaws | UK Water Supply Regulations |
|----------|----------|------------------------|-----------------------------|

Ü-Zeichen



## MADISON Metal hand shower with porcelain insert (white) - Brushed Dark Brass

MADISON

---

28 002 970 Product version from 7/1/2025

Certificates and sustainability

---

LGA\_8

WRAS\_240502

## MADISON Metal hand shower with porcelain insert (white) - Brushed Dark Brass

MADISON

28 002 970 Product version from 7/1/2025

Parts for other  
finishes can be found  
here: [Chrome](#)



### Spare parts list

| No.  | Item Number        | Name         | Quantity used | Delivery time |
|--|--------------------|--------------|---------------|---------------|
| 7  | 09 23 01 077 90    | flow reducer | 1.00          | 2             |
| 6  | 11 167 820 60      | handle       | 1.00          | 2             |
| 5  | 90 28 22 033 00-39 | insert       | 1.00          | 30            |
| 2  | 09 14 10 069 90    | seal         | 1.00          | 2             |
| 3  | 09 24 04 059 20-39 | nipple       | 1.00          | -             |
| Spare part can no longer be ordered, please order the replacement item |                    |              |               |               |
| 8  | 09 23 01 039 90    | sieve        | 1.00          | 2             |
| 1  | 90 12 01 010 00 90 | set          | 1.00          | 2             |
| 4  | 09 14 10 042 90    | seal         | 1.00          | 2             |