

## Hand shower FlowReduce - Chrome



























SERIES-VARIOUS

28 012 979 Product version from 4/1/2024



- Four settings: COMPACT RAIN, COMPACT SOFT FLOW, COMPACT AQUAPRESSURE FLOW, COMPACT CASCADE, max. flow rate 6.8 l/min (at 3 bar)
- with anti-scale system
- spray head Ø 120mm
- 1/2" connection
- This product can help a building meet the requirements of Green Building Rating Systems, e.g. LEED®, BREEAM®, DGNB

Intrinsic protection against back flow.

	Chrome	28 012 979-00 0010
	Chrome	28 012 979-00
	Brushed Platinum	28 012 979-06 0010
	Brushed Platinum	28 012 979-06
	Platinum	28 012 979-08
	Platinum	28 012 979-08 0010
	Dark Chrome	28 012 979-19
	Dark Chrome	28 012 979-19 0010
	Light Gold	28 012 979-26
	Light Gold	28 012 979-26 0010
	Brushed Light Gold	28 012 979-27
	Brushed Light Gold	28 012 979-27 0010
	Brushed Durabrass (23kt Gold)	28 012 979-28
	Brushed Durabrass (23kt Gold)	28 012 979-28 0010
	Matte Black	28 012 979-33
	Matte Black	28 012 979-33 0010
	Brushed Bronze	28 012 979-42
	Brushed Bronze	28 012 979-42 0010
	Brushed Champagne (22kt Gold)	28 012 979-46 0010
	Brushed Champagne (22kt Gold)	28 012 979-46
	Champagne (22kt Gold)	28 012 979-47
	Champagne (22kt Gold)	28 012 979-47 0010
	Brushed Chrome	28 012 979-93
	Brushed Chrome	28 012 979-93 0010
	Brushed Dark Platinum	28 012 979-99 0010
	Brushed Dark Platinum	28 012 979-99



## Hand shower FlowReduce - Chrome

SERIES-VARIOUS

28 012 979 Product version from 4/1/2024

mm [inches]



Codes & Standards

ASME A112.18.1	cUPC	DIN 4109	EN 1112
ISO 3822	Ü-Zeichen		

Certificates and sustainability

DVGW_DW-6517DN0	LGA_29	IAPMO_4976 (
-----------------	--------	--------------



Spare parts list

No.	Item Number	Name	Quantity used	Delivery time
3	04 12 11 071 00 90	shower	1.00	2
4	09 30 09 022 90	key	1.00	2
2	09 23 01 166 90	flow reducer	1.00	2
1	09 23 01 039 90	sieve	1.00	2