

Rain shower for recessed ceiling installation 300 mm - Dark Chrome

SERIES SPECIFIC

28 033 970 Product version from 5/1/2022

















- rain shower Ø 300 mm
- PURE RAIN, max. flow rate 12 l/min (at 3 bar)
- PURIFY RAIN, max. flow rate 6 l/min (at 3 bar)
- with anti-scale system

Technical data:

- min. recess depth 137 mm

Planning tips:

- For simultaneous control of the jet types, we recommend the xTool thermostat module
- Not suitable for use in a steam room.
- WRAS

	Dark Chrome	28 033 970-19
	Chrome	28 033 970-00
	Brushed Platinum	28 033 970-06
	Platinum	28 033 970-08
	Light Gold	28 033 970-26
	Brushed Light Gold	28 033 970-27
	Brushed Durabronze (23kt Gold)	28 033 970-28
	Matte Black	28 033 970-33
	Brushed Dark Brass	28 033 970-39
	Brushed Bronze	28 033 970-42
	Brushed Champagne (22kt Gold)	28 033 970-46
	Champagne (22kt Gold)	28 033 970-47
	Brushed Chrome	28 033 970-93
	Brushed Dark Platinum	28 033 970-99

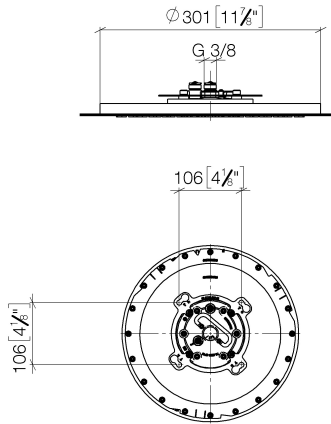
Required miscellaneous



Concealed ceiling installation box for recessed ceiling installation - 35 033 970 90

- concealed rough parts
- recess depth 137mm
- 2x female thread " outlet
- flush-mounted installation box Ø 360 mm RAL 9003 signal white

mm [inches]



Flow rate chart



Codes & Standards

DIN 4109

ISO 3822

Scottish Water
Byelaws

UK Water Supply
Regulations

Ü-Zeichen



Rain shower for recessed ceiling installation 300 mm - Dark Chrome

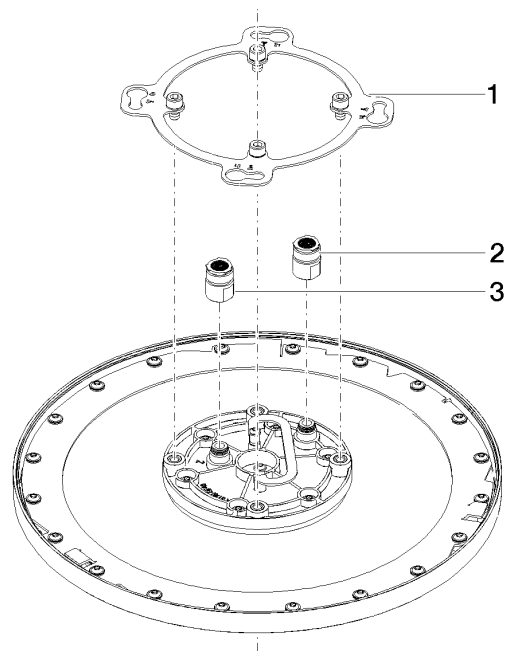
SERIES SPECIFIC

28 033 970 Product version from 5/1/2022

Certificates and sustainability

LGA_38

WRAS_240502



Spare parts list

No.	Item Number	Name	Quantity used	Delivery time
2	90 24 03 309 01 90	connection	1.00	2
3	90 24 03 309 00 90	connection	1.00	2
1	90 17 20 262 00 90	flange	1.00	2