







MADISON Wall elbow - Durabrass (23kt Gold)
MADISON

28 450 370
Product version up to 7/6/2018



- 1/2" shower outlet
  - rosette Ø 60 mm
  - 1/2" connection
  - WRAS

Intrinsic protection against back flow.

	Durabrass (23kt Gold)	28 450 370-09
	Chrome	28 450 370-00
	Chrome	28 450 370-00 0010
	Brushed Platinum	28 450 370-06
	Brushed Platinum	28 450 370-06 0010
	Platinum	28 450 370-08
	Platinum	28 450 370-08 0010
	Durabrass (23kt Gold)	28 450 370-09 0010
	Brushed Durabrass (23kt Gold)	28 450 370-28
	Brushed Durabrass (23kt Gold)	28 450 370-28 0010
	Brushed Dark Platinum	28 450 370-99
	Brushed Dark Platinum	28 450 370-99 0010

Recommended miscellaneous



- Concealed wall elbow -**
35 085 970 90

  - max. recess depth 163 mm
  - min. recess depth 90 mm



Flow rate chart



Codes & Standards

EN 1717

Scottish Water  
Byelaws

UK Water Supply  
Regulations



## MADISON Wall elbow - Durabrass (23kt Gold)

MADISON

28 450 370 Product version up to 7/6/2018

Certificates and sustainability

Belgaqua\_21-381-2 WRAS\_240502



Spare parts list

No.	Item Number	Name	Quantity used	Delivery time
1	09 27 37 003-09	rosette	1.00	40
3	09 11 03 021-09	connection	1.00	40
4	90 23 01 040 00 90	back-flow preventer	1.00	2
2	90 14 10 026 00 90	seal	1.00	2