

Shower head - Brushed Platinum























IMO

28 508 980



- 200mm projection
- ball-joint pivotable through 30°
- Three settings: PURIFY RAIN, COMPACT SOFT FLOW, COMPACT AQUAPRESSURE FLOW, max. flow rate 9 l/min (at 3 bar)
- Function from: 7 l/min
- with anti-scale system
- spray head Ø 92mm
- rosette 60 x 60 mm
- 1/2" connection

Fits: IMO, MEM, CL.1, CYO

| | | |
|---|-------------------------------------|--------------------|
|  | Brushed Platinum | 28 508 980-06 |
|  | Chrome | 28 508 980-00 0010 |
|  | Chrome | 28 508 980-00 |
|  | Brushed Platinum | 28 508 980-06 0010 |
|  | Platinum | 28 508 980-08 0010 |
|  | Platinum | 28 508 980-08 |
|  | Dark Chrome | 28 508 980-19 0010 |
|  | Dark Chrome | 28 508 980-19 |
|  | Brushed Light Gold | 28 508 980-27 |
|  | Brushed Light Gold | 28 508 980-27 0010 |
|  | Brushed Durabronze (23kt Gold) | 28 508 980-28 0010 |
|  | Brushed Durabronze (23kt Gold) | 28 508 980-28 |
|  | Matte Black | 28 508 980-33 |
|  | Matte Black | 28 508 980-33 0010 |
|  | Brushed Champagne (22kt Gold) | 28 508 980-46 0010 |
|  | Brushed Champagne (22kt Gold) | 28 508 980-46 |
|  | Champagne (22kt Gold) | 28 508 980-47 0010 |
|  | Champagne (22kt Gold) | 28 508 980-47 |
|  | Brushed Chrome | 28 508 980-93 0010 |
|  | Brushed Chrome | 28 508 980-93 |
|  | Brushed Dark Platinum | 28 508 980-99 0010 |
|  | Brushed Dark Platinum | 28 508 980-99 |

28 508 980

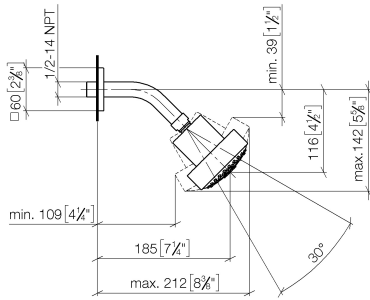
Recommended miscellaneous

Concealed wall elbow - 35 085 970 90
●max. recess depth 163 mm
●min. recess depth 90 mm

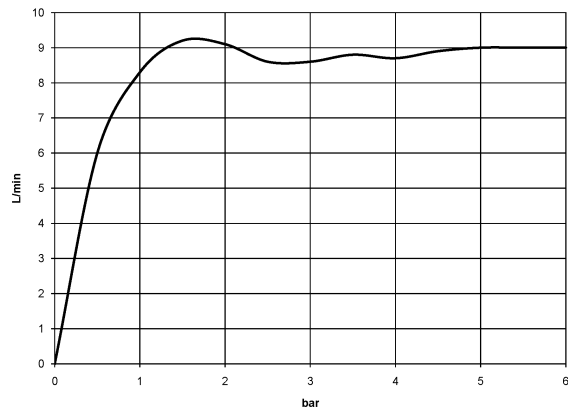


28 508 980

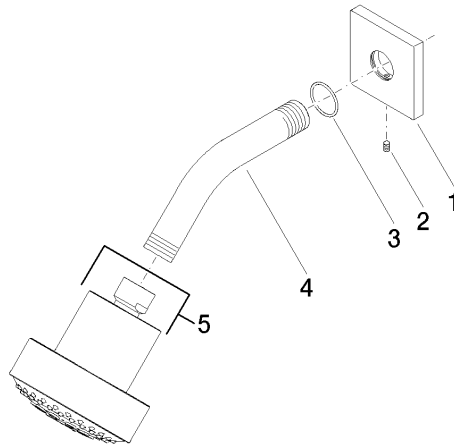
mm [inches]



Flow rate chart



28 508 980



Spare parts list

| No. | Item Number | Name | Quantity used | Delivery time |
|-----|--------------------|------------|---------------|---------------|
| 1 | 09 27 98 003-06 | rosette | 1 | 10 |
| 2 | 09 31 11 048 90 | pin | 1 | 2 |
| 3 | 09 14 10 098 90 | seal | 1 | 2 |
| 4 | 09 11 03 011-06 | connection | 1 | 10 |
| 5 | 04 12 11 110 00-06 | shower | 1 | 10 |