

Rain shower with ceiling fixing FlowReduce 400 mm - Dark Chrome

SERIES SPECIFIC

28 698 970 Product version from 4/1/2024

















- rain shower Ø 400 mm
- rain flow
- max. flow 12 l/min
- Function from: 12 l/min
- quick clearing
- with anti-scale system

Technical data:

- rosette Ø 60 mm optional
- 1/2" connection

Notes:

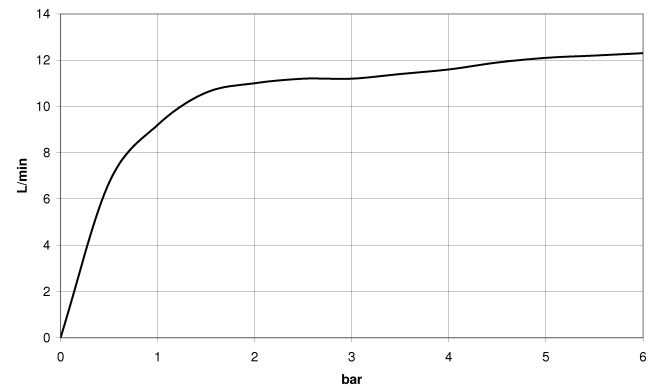
- This product can help a building meet the requirements of Green Building Rating Systems, e.g. LEED®, BREEAM®, DGNB

	Dark Chrome	28 698 970-19
	Chrome	28 698 970-00
	Brushed Platinum	28 698 970-06
	Platinum	28 698 970-08
	Light Gold	28 698 970-26
	Brushed Light Gold	28 698 970-27
	Brushed Durabronze (23kt Gold)	28 698 970-28
	Matte Black	28 698 970-33
	Brushed Dark Brass	28 698 970-39
	Brushed Bronze	28 698 970-42
	Brushed Champagne (22kt Gold)	28 698 970-46
	Champagne (22kt Gold)	28 698 970-47
	Brushed Chrome	28 698 970-93
	Brushed Dark Platinum	28 698 970-99

mm [inches]



Flow rate chart



Codes & Standards

DIN 4109

ISO 3822

Ü-Zeichen



Rain shower with ceiling fixing FlowReduce 400 mm - Dark Chrome

SERIES SPECIFIC

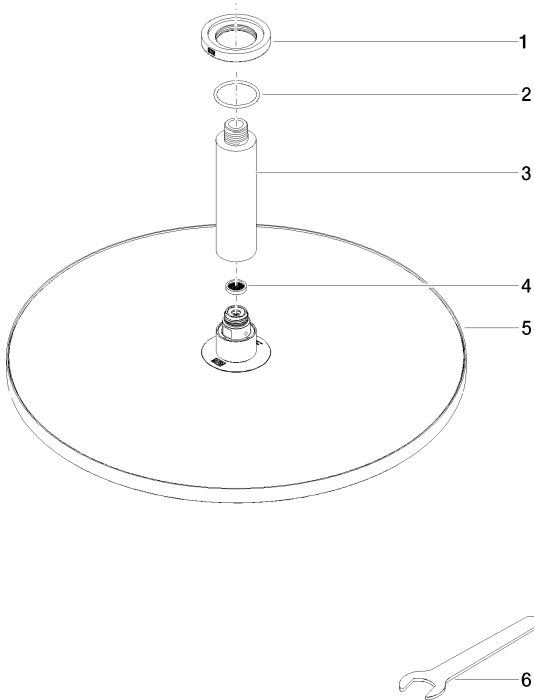
28 698 970 Product version from 4/1/2024

Certificates and sustainability

LGA_38

28 698 970
Product version from 4/1/2024

Parts for other
finishes can be found
here: [Chrome](#)



Spare parts list

No.	Item Number	Name	Quantity used	Delivery time
5	90 12 05 090 20-19	shower	1.00	20
6	90 30 09 069 00 90	key	1.00	2
1	09 27 22 040-19	rosette	1.00	20
4	09 23 01 075 90	insert	1.00	2
3	09 11 03 080-19	connection	1.00	20
2	09 14 10 141 90	seal	1.00	2