

TARA Wall-mounted valve cold water without pop-up waste - Chrome

30 010 892 Product version from 6/30/2009



- 140mm projection
- fixed spout
- circular, air-enriched flow
- adapter with male thread 3/4"
- hole diameter 32 mm
- rosette Ø 55 mm
- max. flow 5.7 l/min
- lead-free
- This product can help a building meet the requirements of Green Building Rating Systems, e.g. LEED®, BREEAM®, DGNB

	Chrome	30 010 892-00
	Brushed Platinum	30 010 892-06
	Platinum	30 010 892-08
	Dark Chrome	30 010 892-19
	Brushed Durabronze (23kt Gold)	30 010 892-28
	Matte Black	30 010 892-33
	Brushed Bronze	30 010 892-42
	Brushed Champagne (22kt Gold)	30 010 892-46
	Champagne (22kt Gold)	30 010 892-47
	Brushed Chrome	30 010 892-93
	Brushed Dark Platinum	30 010 892-99

Recommended miscellaneous

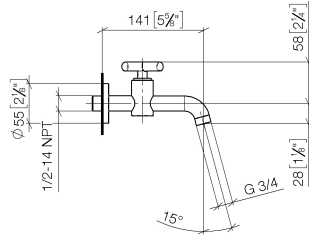


- Concealed wall elbow -** 35 085 970 90
- min. recess depth mm
 - max. recess depth mm

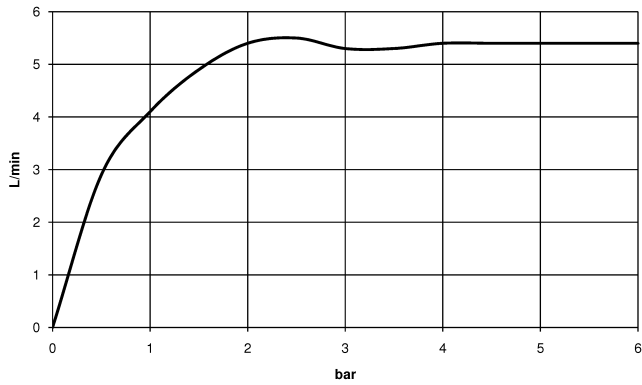
TARA Wall-mounted valve cold water without pop-up waste - Chrome

30 010 892 Product version from 6/30/2009

mm [inches]



Flow rate chart



Codes & Standards

DIN 4109

ISO 3822

Ü-Zeichen



TARA Wall-mounted valve cold water without pop-up waste - Chrome

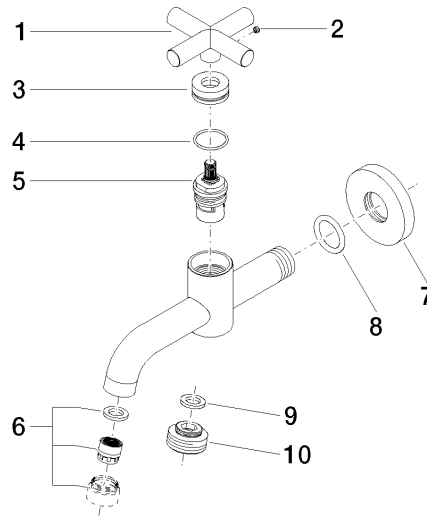
30 010 892 Product version from 6/30/2009

Certificates

LGA_18

TARA Wall-mounted valve cold water without pop-up waste - Chrome

30 010 892 Product version from 6/30/2009



Spare parts list

No.	Item Number	Name	Quantity used	Delivery time
1	09 20 89 011-00	handle	1	10
2	09 31 11 055 90	pin	1	2
3	09 21 02 089-00	sleeve	1	10
4	09 14 10 085 90	seal	1	2
5	90 90 03 135 00 90	top	1	2
6	90 23 01 068 02-00	aerator	1	10
7	09 27 22 003-00	rosette	1	10
8	90 14 10 026 00 90	seal	1	2
9	90 14 05 020 00 90	seal	1	2
10	09 24 03 012-00	nipple	1	10