








33 500 671



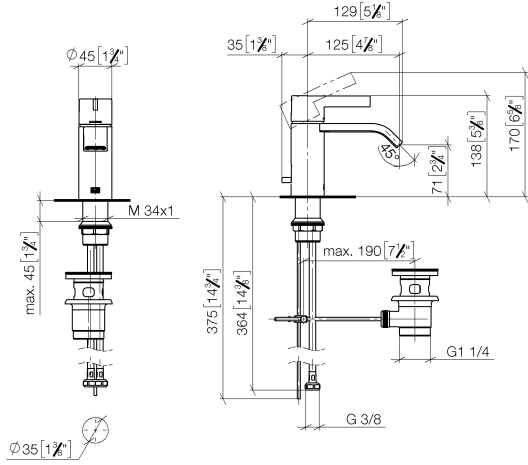
- 125mm projection
- fixed spout
- rectangular, air-enriched flow
- height of mixer 170 mm
- height up to aerator 71 mm
- hole diameter 35 mm
- 2x screw-in M 10 x 1 pressure hose, leak-tested
- max. flow 4.6 l/min
- lead-free
- This product can help a building meet the requirements of Green Building Rating Systems, e.g. LEED®, BREEAM®, DGNB

Only suitable for basins with an overflow.

| | | |
|---|-----------------------|---------------|
|  | Brushed Platinum | 33 500 671-06 |
|  | Chrome | 33 500 671-00 |
|  | Dark Chrome | 33 500 671-19 |
|  | Brushed Light Gold | 33 500 671-27 |
|  | Matte Black | 33 500 671-33 |
|  | Brushed Chrome | 33 500 671-93 |
|  | Brushed Dark Platinum | 33 500 671-99 |

33 500 671

mm [inches]



Flow rate chart

