









META Single-lever basin mixer without pop-up waste - Dark Chrome

META

33 525 660



- 105mm projection
- fixed spout
- circular, air-enriched flow
- height of mixer 138 mm
- height up to aerator 57 mm
- hole diameter 35 mm
- rosette Ø 50 mm optional
- 2x screw-in M 8 x 1 pressure hose, leak-tested
- max. flow 5.7 l/min
- lead-free
- This product can help a building meet the requirements of Green Building Rating Systems, e.g. LEED®, BREEAM®, DGNB
- WRAS

	Dark Chrome	33 525 660-19
	Chrome	33 525 660-00
	Brushed Platinum	33 525 660-06
	Platinum	33 525 660-08
	Light Gold	33 525 660-26
	Brushed Light Gold	33 525 660-27
	Red	33 525 660-29
	Orange	33 525 660-30
	Dark Green	33 525 660-31
	Matte Black	33 525 660-33
	Brushed Bronze	33 525 660-42
	Brushed Champagne (22kt Gold)	33 525 660-46
	Champagne (22kt Gold)	33 525 660-47
	Brushed Chrome	33 525 660-93
	Brushed Dark Platinum	33 525 660-99

33 525 660



Flow rate chart



Codes & Standards

DIN 4109

EN 817

ISO 3822

Ü-Zeichen



META Single-lever basin mixer without pop-up waste - Dark Chrome

META

33 525 660

Certificates and sustainability

LGA_29	DVGW_DW- 6506DN0
--------	---------------------

META Single-lever basin mixer without pop-up waste - Dark Chrome

META

33 525 660

Parts for other
finishes can be found
here: [Chrome](#)

