


35 620 970 90



- concealed rough parts
- Rain panel with 3 different flow modes
- AQUACIRCLE RAIN: Circular rain curtain, max. flow rate 12 l/min (at 3 bar)
- TEMPEST RAIN: Natural rain, max. flow rate 10 l/min (at 3 bar)
- Queen's Collar: rounded cascade, max. 24 l/min
- Ceiling installation enclosure 1356 x 1356 x 290 mm
- Opening diameter 1252 mm
- Ceiling construction with adequate structural strength for the permanent attachment of the device (weight: 57.5 kg / 127 lbs. (US)). M8 threaded bolts (minimum strength: 2000 N) are required to secure the ceiling module

Input LED power supply

- Connector, 220-240V AC 50Hz power supply

Output LED power supply

- 12V DC (CV)

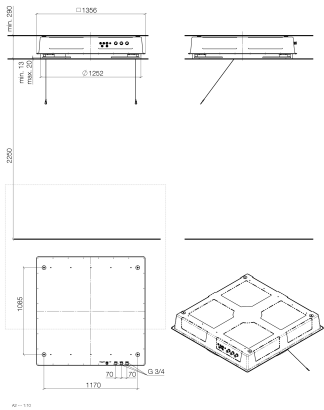
Output specification LED power supply

- SELV (Safety Extra Low Voltage)
- Provided by customer: Light switch

Environment

- Not suitable for use in a steam room.
- Not suitable for outdoor use.
- Not suitable for use in chlorinated or salty environments.
- Comply with the protection zone regulations as defined in DIN VDE 0100, Part 701 (IEC 60364-7-701).

35 620 970 90

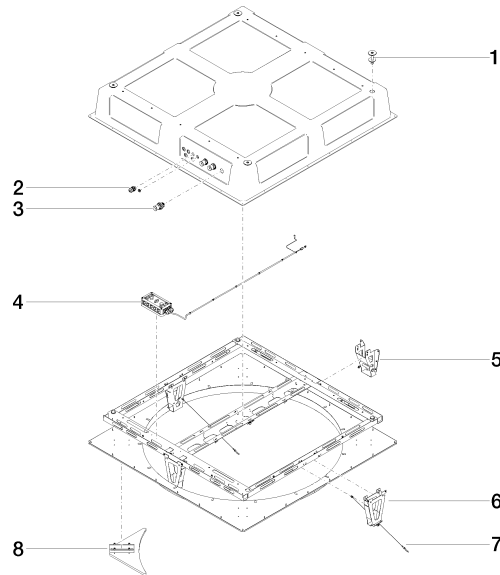


Codes & Standards

DIN 4109	ISO 3822	Ü-Zeichen
----------	----------	-----------

Certificates and sustainability

LGA_29



Spare parts list

No.	Item Number	Name	Quantity used	Delivery time
6	90 17 20 209 00 90	holder	1.00	2
4	90 10 01 192 00 90	electronic accessories	1.00	2
1	04 24 03 239 02 90	fixing set	4.00	2
3	90 24 03 285 00 90	connection	3.00	2
5	90 17 20 205 00 90	holder	1.00	2
7	90 21 50 007 00 90	accessories	2.00	2
8	90 17 20 215 00 90	end stop	4.00	2
2	90 10 01 089 00 90	accessories	1.00	2