

## Showerpipe with single-lever shower mixer without hand shower - Brushed Platinum

IMO

36 112 970










Fits: IMO, LULU, TARA, LISSÉ, VAIA, META

- shower with fixed riser projection 450mm
- overhead shower: rain flow
- rain shower Ø 220 mm
- rain shower with anti-scale system
- max. rainshower flow 14 l/min
- height of fittings up to rain shower (bottom edge) 1010mm
- height of fittings up to top edge of elbow 1150mm
- metal shower hose 1750mm with integrated anti-twist protection
- 1/2" connection
- slide bar
- Pipe diameter 23.5 mm
- automatic diverter for fixed-riser shower/hand shower
- quick clearing
- WRAS 2101043

**This article does not include a hand shower!**  
**Intrinsic protection against back flow.**

This article does not include a hand shower!  
Intrinsic protection against back flow.

	Brushed Platinum	36 112 970-06
	Chrome	36 112 970-00
	Platinum	36 112 970-08
	Dark Chrome	36 112 970-19
	Brushed Light Gold	36 112 970-27
	Brushed Durabronze (23kt Gold)	36 112 970-28
	Matte Black	36 112 970-33
	Brushed Bronze	36 112 970-42
	Brushed Champagne (22kt Gold)	36 112 970-46
	Champagne (22kt Gold)	36 112 970-47
	Brushed Chrome	36 112 970-93
	Brushed Dark Platinum	36 112 970-99

# Showerpipe with single-lever shower mixer without hand shower - Brushed Platinum

IMO

36 112 970

## Required miscellaneous



**Concealed wall mounting -** 35 050 970 90  
 •max. recess depth 105 mm  
 •min. recess depth 80 mm

## Required miscellaneous



**Hand shower FlowReduce -** 28 012 979-06  
**Brushed Platinum** 0010

## Required miscellaneous



**Hand shower - Brushed Platinum** 28 016 979-06

## Required miscellaneous



**Hand shower - Brushed Platinum** 28 018 979-06

## Required miscellaneous



**SERIES-VARIOUS Hand shower -** 28 029 979-06  
**Brushed Platinum** 0010

## Required miscellaneous



**SERIES-VARIOUS Hand shower -** 28 027 979-06  
**Brushed Platinum** 0010

## Required miscellaneous



**Hand shower FlowReduce -** 28 016 979-06  
**Brushed Platinum** 0010

## Required miscellaneous



**Hand shower - Brushed Platinum** 28 017 979-06

## Required miscellaneous



**Hand shower - Brushed Platinum** 28 012 979-06

## Required miscellaneous



**Hand shower FlowReduce -** 28 018 979-06  
**Brushed Platinum** 0010

## Required miscellaneous



**SERIES-VARIOUS Hand shower -** 28 029 979-06  
**Brushed Platinum**

## Required miscellaneous

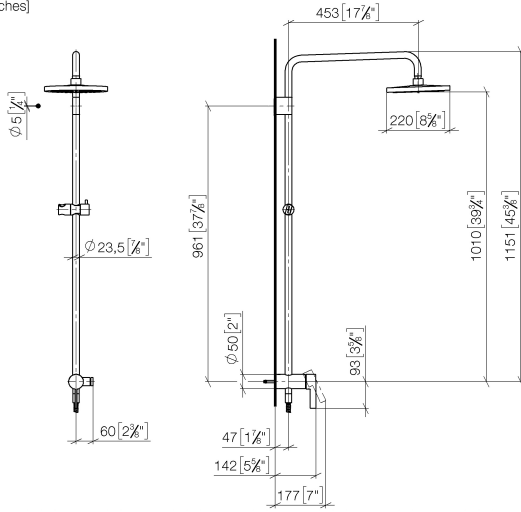


**SERIES-VARIOUS Hand shower -** 28 025 979-06  
**Brushed Platinum** 0010

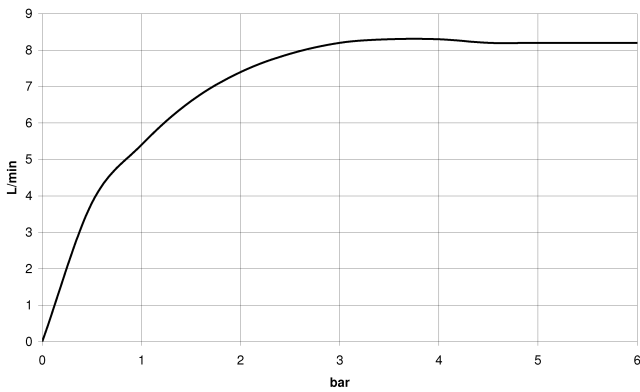
**Showerpipe with single-lever shower mixer without hand shower - Brushed Platinum**

IMO

36 112 970  
mm [inches]  
1:10



**Flow rate chart**



**Codes & Standards**

DIN 4109

EN 1717

EN 817

ISO 3822

Scottish Water  
Byelaws

UK Water Supply  
Regulations

Ü-Zeichen



Showerpipe with single-lever shower mixer without hand shower - Brushed  
Platinum

---

IMO

36 112 970

Certificates

---

DVGW\_DW-  
6512DN0

Belgaqua\_21-025-2 LGA\_38

WRAS\_2101

36 112 970

Product version from 4/1/2024





Showerpipe with single-lever shower mixer without hand shower - Brushed  
Platinum

IMO

36 112 970

**Spare parts list**

**Product version from 4/1/2024**

No.	Item Number	Name	Quantity used	Delivery time
	04 12 05 092 00-06	shower	9	10