







CL.1 Concealed two-way diverter - Brushed Dark Platinum

CL.1


36 202 705    Product version from 4/1/2022



- rotary diverter
- rosette 60 x 60 mm
- WRAS

	Brushed Dark Platinum	36 202 705-99
	Chrome	36 202 705-00
	Brushed Platinum	36 202 705-06
	Dark Chrome	36 202 705-19
	Brushed Champagne (22kt Gold)	36 202 705-46
	Champagne (22kt Gold)	36 202 705-47

Required miscellaneous

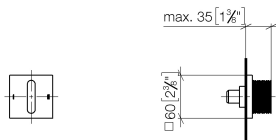
	<div>Concealed two-way diverter -</div> <div> <ul style="list-style-type: none"> <li>•max. recess depth 160 mm</li> <li>•min. recess depth 115 mm</li> </ul> </div>	35 202 970 90
---	---	---------------

## CL.1 Concealed two-way diverter - Brushed Dark Platinum

CL.1

36 202 705 Product version from 4/1/2022

mm [inches]



Flow rate chart



### Codes & Standards

DIN 4109

ISO 3822

Scottish Water  
Byelaws

UK Water Supply  
Regulations

Ü-Zeichen



## CL.1 Concealed two-way diverter - Brushed Dark Platinum

---

CL.1

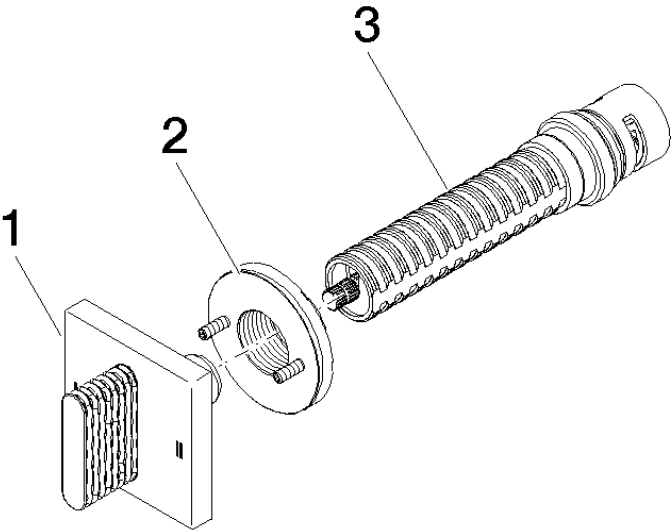
36 202 705 Product version from 4/1/2022

### Certificates and sustainability

---

LGA\_38

WRAS\_2307



Spare parts list

No.	Item Number	Name	Quantity used	Delivery time
3	90 90 03 304 10 90	diverter	1.00	2
2	90 21 02 181 00 90	disc	1.00	2
1	90 20 70 053 08-99	handle	1.00	20