














36 426 970 Product version from 6/30/2022



- rotary diverter with volume control and shut-off function
- cover plate Ø 150 mm
- temperature control handle with safety limit stop at 38°C
- hot water temperature limiter, can be preset
- WRAS

	Brushed Platinum	36 426 970-06
	Chrome	36 426 970-00
	Platinum	36 426 970-08
	Dark Chrome	36 426 970-19
	Light Gold	36 426 970-26
	Brushed Light Gold	36 426 970-27
	Brushed Durabrass (23kt Gold)	36 426 970-28
	Matte Black	36 426 970-33
	Brushed Bronze	36 426 970-42
	Brushed Champagne (22kt Gold)	36 426 970-46
	Champagne (22kt Gold)	36 426 970-47
	Brushed Chrome	36 426 970-93
	Brushed Dark Platinum	36 426 970-99

**Required miscellaneous**



**Concealed thermostat with built-in isolators -** 35 426 970 90  
 •max. recess depth mm  
 •min. recess depth mm

**Recommended miscellaneous**



**xGRID Attachment set for integrating in the dry wall construction -** 12 340 970 90

**Required miscellaneous**



**Concealed thermostat -** 35 425 970 90  
 •max. recess depth mm  
 •min. recess depth mm

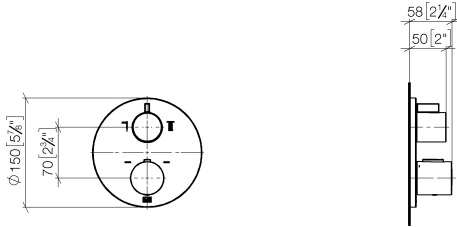
**Required miscellaneous**



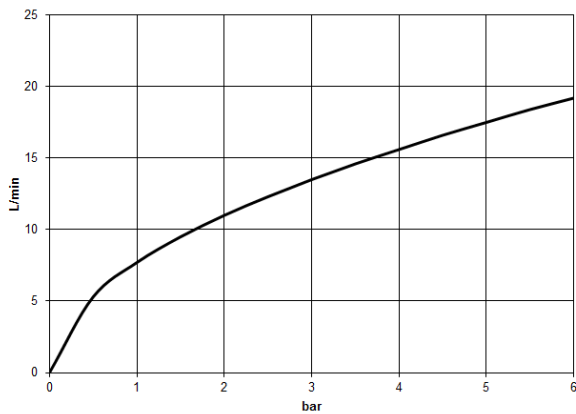
**xGRID Installation track 555 mm -** 12 360 970 90

36 426 970 Product version from 6/30/2022

mm [inches]



Flow rate chart



Codes & Standards

DIN 4109

EN 1111

ISO 3822

Scottish Water  
Byelaws

UK Water Supply  
Regulations

Ü-Zeichen

VA-Zeichen

XP P 41-280



## Concealed thermostat with two function volume control - Brushed Platinum

META

36 426 970 Product version from 6/30/2022

### Certificates

---

ACS\_20 ACC LY

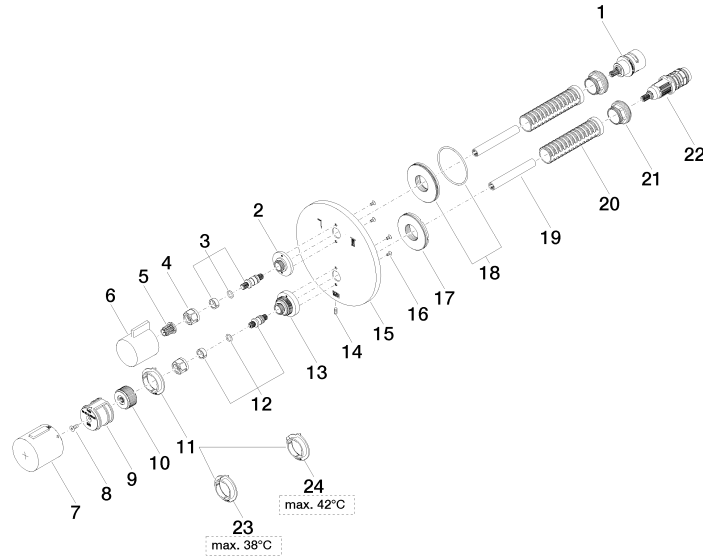
LGA\_19

ETA\_20

DVGW\_DW-  
6512DN0

LGA\_19

WRAS\_1906



Spare parts list

No.	Item Number	Name	Quantity used	Delivery time
1	90 90 03 163 00 90	diverter	1	2
2	09 12 12 053-06	base	1	10
3	04 29 06 111 01-00	spindle	1	10
4	90 23 30 023 00 90	nut	2	2
5	90 12 12 002 00 90	fixing cap	1	2
6	09 20 67 006-06	handle	1	10
7	90 17 33 017 00-06	handle	1	10
8	90 30 30 124 00 90	screw	1	2
9	90 12 12 052 00 90	base	1	2
10	09 12 12 054 90	base	1	2
11	09 28 10 187 90	regulator	1	2
12	04 29 06 024 01-00	spindle	1	10
13	09 12 12 051-06	base	1	10
14	09 31 11 134 90	pin	1	2
15	09 11 02 243-06	plate	1	10
16	09 30 30 157 90	screw	4	2
17	09 30 01 296 90	disc	1	2
18	90 30 01 190 00 90	disc	1	2
19	90 23 01 124 00 90	sleeve	2	2
20	90 18 40 077 01 90	spindle	2	2
21	09 24 04 257 90	nut	2	2
22	90 15 02 013 00 90	cartridge	1	2
23	09 28 10 188 90	regulator	1	2
24	09 28 10 189 90	regulator	1	2