






CL.1 Wall valve anti-clockwise closing hot 1/2" - Chrome

CL.1

36 607 707 Product version up to 10/14/2020



- rosette 60 x 60 mm
- with hot marking
- head part with cut-to-length spindle and sleeve
- WRAS

| | | |
|---|-------------------------------|---------------|
|  | Chrome | 36 607 707-00 |
|  | Brushed Platinum | 36 607 707-06 |
|  | Dark Chrome | 36 607 707-19 |
|  | Brushed Champagne (22kt Gold) | 36 607 707-46 |
|  | Champagne (22kt Gold) | 36 607 707-47 |
|  | Brushed Dark Platinum | 36 607 707-99 |

Required miscellaneous

| | | |
|---|--|---------------|
|  | Wall valve 1/2" - | 35 607 970 90 |
| | <ul style="list-style-type: none"> • max. recess depth 150 mm • min. recess depth 105 mm | |



CL.1 Wall valve anti-clockwise closing hot 1/2" - Chrome

CL.1

36 607 707 Product version up to 10/14/2020

mm [inches]



Codes & Standards

| | | | |
|----------------|------------------------|-----------------------------|-----------|
| ASME A112.18.1 | cUPC | DIN 4109 | EN 200 |
| ISO 3822 | Scottish Water Byelaws | UK Water Supply Regulations | Ü-Zeichen |

Certificates and sustainability

| | | | | |
|-----------------|--------|-----------|--------|--------------|
| DVGW_DW-6501DN0 | LGA_29 | WRAS_2010 | LGA_29 | IAPMO_4976 (|
|-----------------|--------|-----------|--------|--------------|



Spare parts list

| No. | Item Number | Name | Quantity used | Delivery time |
|-----|--------------------|----------------|---------------|---------------|
| 1 | 90 20 70 051 03-00 | handle (hot) | 1.00 | 10 |
| 2 | 90 21 02 108 00 90 | disc | 1.00 | 2 |
| 3 | 90 90 03 142 00 90 | top | 1.00 | 2 |