








36 607 985

- rosette 60 x 60 mm
- head part with cut-to-length spindle and sleeve



|   |                                   |               |
|---|-----------------------------------|---------------|
|  | Brushed Dark Platinum             | 36 607 985-99 |
|  | Chrome                            | 36 607 985-00 |
|  | Brushed Platinum                  | 36 607 985-06 |
|  | Platinum                          | 36 607 985-08 |
|  | Brushed Light Gold                | 36 607 985-27 |
|  | Brushed Durabronze<br>(23kt Gold) | 36 607 985-28 |
|  | Brushed Chrome                    | 36 607 985-93 |

**Required miscellaneous**

**Wall valve 1/2" -** 35 607 970 90



- max. recess depth 145 mm
- min. recess depth 75 mm

36 607 985

mm [inches]



Certificates

DVGW\_DW-  
6501DN0116.

WRAS\_2011026.

IAPMO\_4976 (2).

LGA\_29931.

WRAS\_2010066.

DVGW\_DW-  
6512DN0706.

LGA\_29932.

36 607 985



### Spare parts list

| No. | Item Number        | Name       | Quantity used | Delivery time |
|-----|--------------------|------------|---------------|---------------|
| 1   | 09 20 98 002-99    | handle     | 1             | 30            |
| 2   | 09 12 12 005 90    | fixing cap | 1             | 2             |
| 3   | 09 12 12 043-99    | base       | 1             | 30            |
| 4   | 09 14 10 017 90    | seal       | 1             | 2             |
| 5   | 90 31 11 004 00 90 | pin        | 1             | 2             |
| 6   | 09 27 98 014-99    | rosette    | 1             | 30            |
| 7   | 09 21 02 151 90    | sleeve     | 1             | 2             |
| 8   | 90 90 03 202 00 90 | top        | 1             | 2             |