








# Shower set - Brushed Light Gold

ST 050 203 9979



Fits: IMO, LULU, MEM, TARA, CL.1, LISSÉ, VAIA, META, CYO

- slide bar
- Pipe diameter 18 mm
- gauge 853 mm
- metal shower hose 1750mm with integrated anti-twist protection
- shower hose connector 3/8"
- Three or five settings: COMPACT RAIN, COMPACT SOFT FLOW, COMPACT AQUAPRESSURE FLOW, max. flow rate 15 l/min (at 3 bar)
- Function from: 7 l/min
- spray head Ø 100mm

|  |                                |                         |
|--|--------------------------------|-------------------------|
|    | Brushed Light Gold             | ST 050 203 9979-27      |
|    | Chrome                         | ST 050 203 9979-00      |
|    | Chrome                         | ST 050 203 2979-00 0010 |
|    | Brushed Platinum               | ST 050 203 9979-06      |
|    | Brushed Platinum               | ST 050 203 2979-06 0010 |
|    | Platinum                       | ST 050 203 9979-08      |
|    | Platinum                       | ST 050 203 2979-08 0010 |
|    | Dark Chrome                    | ST 050 203 9979-19      |
|    | Dark Chrome                    | ST 050 203 2979-19 0010 |
|    | Light Gold                     | ST 050 203 2979-26 0010 |
|    | Light Gold                     | ST 050 203 9979-26      |
|  | Brushed Light Gold             | ST 050 203 2979-27 0010 |
|  | Brushed Durabronze (23kt Gold) | ST 050 203 9979-28      |
|  | Brushed Durabronze (23kt Gold) | ST 050 203 2979-28 0010 |
|  | Matte Black                    | ST 050 203 9979-33      |
|  | Matte Black                    | ST 050 203 2979-33 0010 |
|  | Brushed Bronze                 | ST 050 203 9979-42      |
|  | Brushed Bronze                 | ST 050 203 2979-42 0010 |
|  | Brushed Champagne (22kt Gold)  | ST 050 203 9979-46      |
|  | Brushed Champagne (22kt Gold)  | ST 050 203 2979-46 0010 |
|  | Champagne (22kt Gold)          | ST 050 203 9979-47      |
|  | Champagne (22kt Gold)          | ST 050 203 2979-47 0010 |
|  | Brushed Chrome                 | ST 050 203 9979-93      |
|  | Brushed Chrome                 | ST 050 203 2979-93 0010 |
|  | Brushed Dark Platinum          | ST 050 203 9979-99      |
|  | Brushed Dark Platinum          | ST 050 203 2979-99 0010 |

ST 050 203 9979

Individual components of this set

You need the following components for this set



1x 26 413 979-27



1x 28 018 979-27



## Shower set - Brushed Light Gold

---

IMO

ST 050 203 9979

# Shower set - Brushed Light Gold

IMO

ST 050 203 9979




Fits: IMO, LULU, MEM, TARA, CL.1, LISSÉ,  
VAIA, META, CYO


- slide bar
- Pipe diameter 18 mm
- gauge 853 mm
- metal shower hose 1750mm with integrated anti-twist protection
- shower hose connector 3/8"

**This article does not include a hand shower!**

This article does not include a hand shower!

|  |                                |               |
|--|--------------------------------|---------------|
|    | Brushed Light Gold             | 26 413 979-27 |
|    | Chrome                         | 26 413 979-00 |
|    | Brushed Platinum               | 26 413 979-06 |
|    | Platinum                       | 26 413 979-08 |
|    | Dark Chrome                    | 26 413 979-19 |
|    | Light Gold                     | 26 413 979-26 |
|    | Brushed Durabronze (23kt Gold) | 26 413 979-28 |
|    | Matte Black                    | 26 413 979-33 |
|    | Brushed Bronze                 | 26 413 979-42 |
|    | Brushed Champagne (22kt Gold)  | 26 413 979-46 |
|    | Champagne (22kt Gold)          | 26 413 979-47 |
|  | Brushed Chrome                 | 26 413 979-93 |
|  | Brushed Dark Platinum          | 26 413 979-99 |

## Required miscellaneous

|   |  |               |
|---|--|---------------|
|  | <b>Concealed wall elbow -</b><br>•min. recess depth 90 mm<br>•max. recess depth 163 mm | 35 085 970 90 |
|---|--|---------------|

## Required miscellaneous

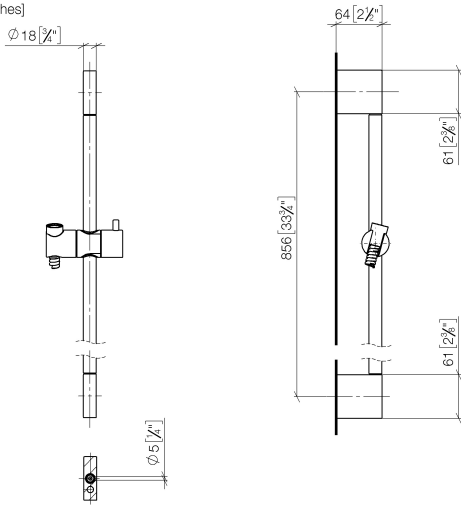
|   |  |               |
|---|--|---------------|
|  | <b>Slide unit - Brushed Light Gold</b> | 12 580 970-27 |
|---|--|---------------|

## Required miscellaneous

|   |  |                       |
|---|--|-----------------------|
|  | <b>Hand shower FlowReduce -</b><br><b>Brushed Light Gold</b> | 28 018 979-27<br>0010 |
|---|--|-----------------------|

ST 050 203 9979

mm [inches]





Spare parts list

| No. | Item Number        | Name   | Quantity used | Delivery time |
|-----|--------------------|--|---------------|---------------|
| 1   | 05 17 20 726 02 90 | fixing set   | 2             | 2             |
| 2   | 08 17 20 726 90    | holder   | 2             | 2             |
| 3   | 09 31 11 049 90    | pin  | 2             | 2             |
| 4   | 04 31 11 113 00 90 | pin  | 2             | 2             |
| 5   | 08 17 97 054-27    | holder   | 2             | 60            |
| 6   | 90 28 22 597 00-27 | holder   | 1             | 30            |
| 7   | 12 580 970-27      | Slide unit - Brushed Light Gold                              | 1             | 30            |
| 8   | 28 322 970-27      | Metal shower hose 1/2" x 3/8" x 1750 mm - Brushed Light Gold | 1             | 30            |

# Shower set - Brushed Light Gold

IMO





























ST 050 203 9979



- Three or five settings: COMPACT RAIN, COMPACT SOFT FLOW, COMPACT AQUAPRESSURE FLOW, max. flow rate 15 l/min (at 3 bar)
- with anti-scale system
- spray head Ø 100mm
- 1/2" connection
- WRAS
- Function from: 7 l/min

Intrinsic protection against back flow.

Fits: IMO, LULU, MADISON, MEM, TARA, CL.1, LISSÉ, VAIA, META, CYO

|  |                               |                    |
|--|-------------------------------|--------------------|
|    | Brushed Light Gold            | 28 018 979-27      |
|    | Chrome                        | 28 018 979-00      |
|    | Chrome                        | 28 018 979-00 0010 |
|    | Brushed Platinum              | 28 018 979-06      |
|    | Brushed Platinum              | 28 018 979-06 0010 |
|    | Platinum                      | 28 018 979-08      |
|    | Platinum                      | 28 018 979-08 0010 |
|    | Dark Brass matt               | 28 018 979-16 0010 |
|    | Dark Bronze matt              | 28 018 979-17 0010 |
|    | Dark Chrome                   | 28 018 979-19      |
|    | Dark Chrome                   | 28 018 979-19 0010 |
|  | Light Gold                    | 28 018 979-26 0010 |
|  | Light Gold                    | 28 018 979-26      |
|  | Brushed Light Gold            | 28 018 979-27 0010 |
|  | Brushed Durabrass (23kt Gold) | 28 018 979-28      |
|  | Brushed Durabrass (23kt Gold) | 28 018 979-28 0010 |
|  | Matte Black                   | 28 018 979-33      |
|  | Matte Black                   | 28 018 979-33 0010 |
|  | Brushed Bronze                | 28 018 979-42 0010 |
|  | Brushed Bronze                | 28 018 979-42      |
|  | Brushed Champagne (22kt Gold) | 28 018 979-46      |
|  | Brushed Champagne (22kt Gold) | 28 018 979-46 0010 |
|  | Champagne (22kt Gold)         | 28 018 979-47      |
|  | Champagne (22kt Gold)         | 28 018 979-47 0010 |
|  | Brushed Chrome                | 28 018 979-93      |
|  | Brushed Chrome                | 28 018 979-93 0010 |
|  | Brushed Dark Platinum         | 28 018 979-99      |
|  | Brushed Dark Platinum         | 28 018 979-99 0010 |



## Shower set - Brushed Light Gold

---

IMO

ST 050 203 9979





## Shower set - Brushed Light Gold

---

IMO

ST 050 203 9979



## Shower set - Brushed Light Gold

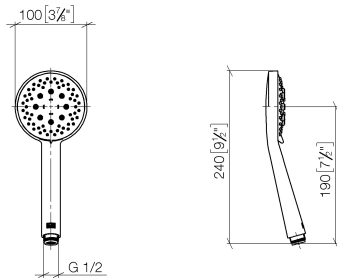
---

IMO

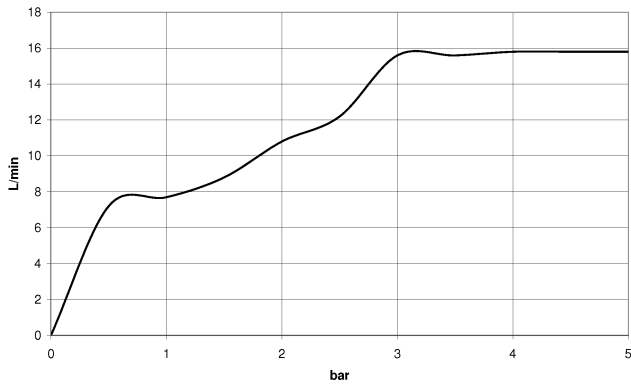
ST 050 203 9979

ST 050 203 9979

mm [inches]



Flow rate chart



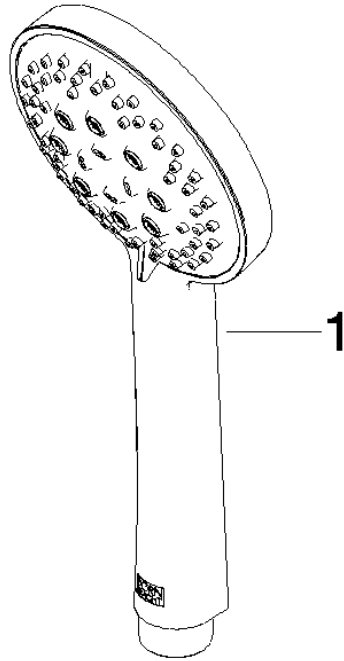
Certificates

LGA\_29984.

WRAS\_2210003.

ST 050 203 9979

Parts for other  
finishes can be found  
here: [Chrome](#)



Spare parts list

| No. | Item Number     | Name  | Quantity used | Delivery time |
|-----|-----------------|-------|---------------|---------------|
| 1   | 09 23 01 039 90 | sieve | 1             | 2             |